

CITY OF CITRUS HEIGHTS
COMMUNITY DEVELOPMENT BLOCK
GRANT PROGRAM

2023
CONSOLIDATED ANNUAL PERFORMANCE
EVALUATION AND REPORT

Adopted by City Council
March 14, 2024



CR-05 - Goals and Outcomes

Progress the jurisdiction has made in carrying out its strategic plan and its action plan. 91.520(a)

This could be an overview that includes major initiatives and highlights that were proposed and executed throughout the program year.

In 2023, the City partnered with several unique nonprofit organizations to implement programs and critical public services such as meal delivery to Citrus Heights seniors, supported an emergency food closet and an afterschool program. Additionally, housing counseling and navigation services, dispute resolution and fair housing services provided to residents via calls and internet-based Renters Helpline.

The City continues to support low-income homeowners to make health and safety improvements to their home through the Citys Community Development Block Grant Program. Prior years funding was awarded to the Critical Home Repair Grant Program. This program provided 13 low-income mobilehome owners with a grant up to \$20,000 for health and safety repairs to their homes. Rebuilding Together Sacramento, a local nonprofit organization that has been preserving and revitalizing homes in the Sacramento region administered the program.

The 2023 Residential Street Resurfacing Project is expected to be underway by mid-April 2024. This project will add accessible curb ramps and sidewalks to neighborhoods and other high traffic intersections to increase pedestrian safety, walkability, and meet Americans with Disability Acts requirements.

In 2020, the City received \$920,226 in CDBG Coronavirus (CDBG-CV) grant funds. With the availability of CDBG-CV funds to continue to be used to prevent, prepare for, and respond to the COVID-19 by addressing food insecurity and providing resources to unhoused individuals. City staff has worked with nonprofits in providing essential services to vulnerable populations impacted by the COVID-19. The City has expended a total of \$891,460.02 of its CDBG-CV funds and is on track to meet all associated expenditures deadlines. Funded CDBG-CV activities include expanding food closet and household distribution that addressed food insecurities, provided youth workforce development program, and essential resource services to the unhoused clients in assist with obtaining permanent housing.

Comparison of the proposed versus actual outcomes for each outcome measure submitted with the consolidated plan and explain, if applicable, why progress was not made toward meeting goals and objectives. 91.520(g)

Categories, priority levels, funding sources and amounts, outcomes/objectives, goal outcome indicators, units of measure, targets, actual outcomes/outputs, and percentage completed for each of the grantee's program year goals.

| Goal | Category | Source / Amount | Indicator | Unit of Measure | Expected – Strategic Plan | Actual – Strategic Plan | Percent Complete | Expected – Program Year | Actual – Program Year | Percent Complete |
|-------------------------------------|-----------------------------------|-----------------------------------|---|------------------------|---------------------------|-------------------------|------------------|-------------------------|-----------------------|------------------|
| Affirmatively further fair housing | Affordable Housing | CDBG: \$ | Public service activities other than Low/Moderate Income Housing Benefit | Persons Assisted | 1705 | 1045 | 61.29% | 445 | 160 | 35.96% |
| Construct/upgrade public facilities | Non-Housing Community Development | CDBG: \$ | Public Facility or Infrastructure Activities other than Low/Moderate Income Housing Benefit | Persons Assisted | 1000 | 3515 | 351.50% | | | |
| Foster affordable housing | Affordable Housing | CDBG: \$ / Calhome: \$ / HOME: \$ | Rental units constructed | Household Housing Unit | 0 | 0 | | | | |
| Foster affordable housing | Affordable Housing | CDBG: \$ / Calhome: \$ / HOME: \$ | Homeowner Housing Rehabilitated | Household Housing Unit | 47 | 36 | 76.60% | 11 | 13 | 118.18% |
| Foster affordable housing | Affordable Housing | CDBG: \$ / Calhome: \$ / HOME: \$ | Direct Financial Assistance to Homebuyers | Households Assisted | 0 | 0 | | | | |

| | | | | | | | | | | |
|--|-----------------------------------|---|---|------------------|-------|-------|---------|-------|-------|---------|
| Improve accessibility | Non-Housing Community Development | CDBG: \$ | Public Facility or Infrastructure Activities other than Low/Moderate Income Housing Benefit | Persons Assisted | 29930 | 37600 | 125.63% | 1500 | 0 | 0.00% |
| Provide public services responsive to current need | Non-Homeless Special Needs | CDBG: \$ / General Fund: \$2450 | Public service activities other than Low/Moderate Income Housing Benefit | Persons Assisted | 33421 | 32137 | 96.16% | 10087 | 13932 | 138.12% |
| Services for people experiencing homelessness | Homeless | CDBG: \$ / General Fund: \$ / Permanent Local Housing Allocation: \$78189 | Public service activities other than Low/Moderate Income Housing Benefit | Persons Assisted | 0 | 0 | | | | |
| Services for people experiencing homelessness | Homeless | CDBG: \$ / General Fund: \$ / Permanent Local Housing Allocation: \$78189 | Homelessness Prevention | Persons Assisted | 860 | 1040 | 120.93% | 212 | 406 | 191.51% |

| | | | | | | | | | | |
|--------------------------------|----------------------------|-----------------------------|--|------------------|------|------|--------|-----|-----|--------|
| Services for seniors and youth | Non-Homeless Special Needs | CDBG: \$ / General Fund: \$ | Public service activities other than Low/Moderate Income Housing Benefit | Persons Assisted | 2051 | 1850 | 90.20% | 390 | 325 | 83.33% |
|--------------------------------|----------------------------|-----------------------------|--|------------------|------|------|--------|-----|-----|--------|

Table 1 - Accomplishments – Program Year & Strategic Plan to Date

Assess how the jurisdiction’s use of funds, particularly CDBG, addresses the priorities and specific objectives identified in the plan, giving special attention to the highest priority activities identified.

As part of the Consolidated Plan effort, the City selected two key priorities:

- Build healthy communities.
- Expand economic opportunities.

The goals align closely to the City Council 2021-2024 strategic goals, which include maintain and enhance fiscal stability, maintain public infrastructure, and enhance alternative modes of transportation, diversify for a resilient economy, preserve and enhance public safety, and

enhance community vibrancy and engagement.

- Foster affordable housing.
- Services for people experiencing homelessness.
- Services for seniors and youth.
- Provide public services responsive to current need.
- Construct/upgrade public facilities.
- Improve accessibility.
- Affirmatively further fair housing.
- Effectively administer CDBG program.

The 2020-2024 Consolidated Plan identifies the following housing goals:

- Enhance the quality of safety of the existing housing stock.
- Provide programs that assist first-time homebuyers to stabilize homeownership rates and to increase the level of resident investment in neighborhoods.

Projects funded in 2023 addressed priorities included in the Consolidated Plan. The City continues to use CDBG funds primarily to assist households, especially seniors, youth, people experiencing homelessness, and with disabilities. Overall, the City used its CDBG funds to make substantial investments in the community and maintained commitment to the City's unhoused community and low-income population.

CR-10 - Racial and Ethnic composition of families assisted

Describe the families assisted (including the racial and ethnic status of families assisted).

91.520(a)

| | CDBG |
|---|---------------|
| White | 10,540 |
| Black or African American | 578 |
| Asian | 376 |
| American Indian or American Native | 94 |
| Native Hawaiian or Other Pacific Islander | 445 |
| Total | 12,033 |
| Hispanic | 102 |
| Not Hispanic | 11,931 |

Table 2 – Table of assistance to racial and ethnic populations by source of funds

Narrative

Table Note: This table does not provide all "race" categories available in Integrated Disbursement and Information System (IDIS). Therefore, the number shown in the table is lower than the actual number reported in IDIS. Also, the total includes populations served by CDBG and CDBG-CV funds during the program year.

The race and ethnicity of persons assisted through CDBG and CDBG-CV funds generally reflects the diversity of Citrus Heights residents. Each Subrecipient is required to gather demographics for each client and/or household. The City strives to make all CDBG funded programs available to eligible low- and moderate-income persons or households.

CR-15 - Resources and Investments 91.520(a)

Identify the resources made available

| Source of Funds | Source | Resources Made Available | Amount Expended During Program Year |
|-----------------|------------------|--------------------------|-------------------------------------|
| CDBG | public - federal | 1,035,158 | 442,484 |
| General Fund | public - local | 104,498 | 52,249 |
| Other | public - state | 42,124 | 0 |

Table 3 - Resources Made Available

Narrative

Identify the geographic distribution and location of investments

| Target Area | Planned Percentage of Allocation | Actual Percentage of Allocation | Narrative Description |
|------------------|----------------------------------|---------------------------------|-----------------------|
| CDBG Target Area | | 0 | |
| City-wide | 100 | 0 | |

Table 4 – Identify the geographic distribution and location of investments

Narrative

Table Note: Not applicable. The City did not designate any target areas, choosing to make funds available to qualifying projects citywide.

The City's CDBG-funded projects took place at various locations throughout the City. Most programs the City offered, including the critical home repair grant program and all public services, were made citywide.

Leveraging

Explain how federal funds leveraged additional resources (private, state and local funds), including a description of how matching requirements were satisfied, as well as how any publicly owned land or property located within the jurisdiction that were used to address the needs identified in the plan.

There is no federal requirement for the City to match CDBG funds with other non-federal program resources. In FY 23/24 the City allocated \$104,498 in General Fund monies to nonprofits providing community service in the City. With respect to public services, the City requires all Subrecipients to identify other resources that will be leveraged during the program year to operate and implement CDBG supportive activities. It is the City's intent to ensure adequate non-federal and private funds are available, thus minimizing the dependence on federal funds.

The City did not use any publicly owned property in PY 23 to address the needs identified in the Consolidated Plan, although the City completed its first multi-family affordable housing development in over twenty years, Sunrise Pointe meets the housing needs of lower-income households. This project was completed in December 2023.

CR-20 - Affordable Housing 91.520(b)

Evaluation of the jurisdiction's progress in providing affordable housing, including the number and types of families served, the number of extremely low-income, low-income, moderate-income, and middle-income persons served.

| | One-Year Goal | Actual |
|--|---------------|-----------|
| Number of Homeless households to be provided affordable housing units | 0 | 0 |
| Number of Non-Homeless households to be provided affordable housing units | 11 | 13 |
| Number of Special-Needs households to be provided affordable housing units | 0 | 0 |
| Total | 11 | 13 |

Table 5 – Number of Households

| | One-Year Goal | Actual |
|--|---------------|-----------|
| Number of households supported through Rental Assistance | 0 | 0 |
| Number of households supported through The Production of New Units | 0 | 0 |
| Number of households supported through Rehab of Existing Units | 11 | 13 |
| Number of households supported through Acquisition of Existing Units | 0 | 0 |
| Total | 11 | 13 |

Table 6 – Number of Households Supported

Discuss the difference between goals and outcomes and problems encountered in meeting these goals.

The City is 98% built out so there is little land available for new housing developments. Additionally, this means the City does not have substantial development fees with which to fund these efforts. Furthermore, due to the City's revenue neutrality agreement with the county, the City did not receive property tax revenue for twenty-five years since the City incorporated in 1997. January 2023 is the first year the City received property tax revenue. Also, the elimination of Redevelopment funding at the state level makes the development of affordable housing increasingly challenging.

The City's prior year CDBG funds funded housing accomplishments for the program year, the Critical Home Repair Grant Program which offers grants to low-income mobilehome homeowners needing assistance to make critical health and safety repairs to their homes. The City worked with Rebuilding Together Sacramento and completed 13 critical home repairs in PY 2023.

January 2020, the City Council approved the allocation of \$3.58 million from the Citrus Heights HOME Investment Partnership Fund. Sunrise Pointe, a multifamily community providing permanent supportive housing, is located at 7424 Sunrise Boulevard in Citrus Heights. The 46 one, two, and three-bedroom units assisted with Project-Based Vouchers administered by Sacramento Housing Redevelopment Agency (SHRA). Built by developer Jamboree Housing Corporation, Sunrise Pointe is the first affordable housing development in Citrus Heights in 20 years. Amenities include on-site access to service providers, community rooms, covered BBQ/picnic area, outdoor tables, a playground, covered lounge area, and on-site property management. This project was completed December of 2023.

Discuss how these outcomes will impact future annual action plans.

The City and Rebuilding Together Sacramento partnered to make it possible for low-income households to receive critical health and safety home repairs. The Critical Home Repair Grant program contributes towards continued preservation of existing housing stock and priorities identified in the 2020-2024 Consolidated Plan.

In future years, the City anticipates continuing to allocate resources to housing opportunities for low-income households, including people experiencing homelessness, and helping low-income households maintain their homes.

Include the number of extremely low-income, low-income, and moderate-income persons served by each activity where information on income by family size is required to determine the eligibility of the activity.

| Number of Households Served | CDBG Actual | HOME Actual |
|-----------------------------|-------------|-------------|
| Extremely Low-income | 3 | 0 |
| Low-income | 6 | 0 |
| Moderate-income | 4 | 0 |
| Total | 13 | 0 |

Table 7 – Number of Households Served

Narrative Information

The table above represents households assisted through the Critical Home Repair Grant program which is open to mobile home homeowners at or below eighty (80) percent of the area median income. This program helps eligible homeowners receive a grant for critical health and safety home repairs including improvements or modifications to meet accessibility needs. With funding in the form of a grant,

homeowners can bring unsafe and substandard housing up to code. Overall, this program helps maintain affordable housing and improves the condition of the City's housing stock for future generations.

CR-25 - Homeless and Other Special Needs 91.220(d, e); 91.320(d, e); 91.520(c)

Evaluate the jurisdiction's progress in meeting its specific objectives for reducing and ending homelessness through:

Reaching out to homeless persons (especially unsheltered persons) and assessing their individual needs

In PY 2023, the City funded a full-time and part-time homeless navigator through Sacramento Self-Help Housing (SSHH). The navigators performed proactive outreach to unsheltered homeless residents, meeting with them where they are staying, and assists them by evaluating their needs, obtaining documents required to enroll in housing programs, completing information necessary to enter them into the Countywide Homeless Management and Information System (HMIS), and possible locating housing.

After the dissolution of SSHH in June of 2023, the City began evaluating alternative options to allow for continued homeless outreach navigation services. The City approached Sacramento County Department of Homeless Services and Housing (DHS) to consider a partnership to build on recent county efforts on outreach navigation services provided by Community HealthWorks. The City, the County, and Community HealthWorks have a mutual desire to improve the coordination and combining of efforts to meet the needs of the unhoused and help move individuals out of homelessness.

September 2023, the City entered a partnership with Sacramento County DHS to deliver the Community Based Navigation Program to the City. This program will provide homeless outreach and navigation services to unsheltered individuals in the City.

Sacramento County, DHS expanded on its new service model used throughout unincorporated Sacramento County, with nonprofit Community HealthWorks, to provide support services, emergency shelter, interim, and permanent housing. Community HealthWorks employs Community Health Workers (CHWs) to deliver services and establish a positive relationship with local community organizations, residents, and businesses to foster a supportive coalition for unsheltered individuals in the City.

Through the collaboration and ARPA district-directed funding allocation of \$344, 836 from Sacramento County District 4 Supervisor Sue Frost, funding will be directed to DHS to support one (1) full-time CHW, client assistance support and associated administrative costs for the City through December 2025.

In addition, through this partnership the Community Based Navigation Program will support reaching outreach to homeless persons and addressing individual needs.

Addressing the emergency shelter and transitional housing needs of homeless persons

City staff participates in the Homeless Assistance Resource Team (HART), a group of agencies,

nonprofits, faith-based organizations, members of the business community and interested individuals dedicated to addressing the City's homeless issue. The goal of HART is to provide homeless individuals with resources so they may have better access to housing options. In addition, HART operates an annual Winter Sanctuary Program that provides a dry, safe place to sleep, hot meals, to-go breakfast, and services to help pave a path out of homelessness. The Winter Sanctuary operates December through February and services up to 25 clients per night.

As mentioned, the City contracts with the County of Sacramento DSHS to deliver the Community Based Navigation Program to the City. The program provides homeless and outreach services to unsheltered individuals in the City. Sacramento County DSHS expanded services with Community HealthWorks, a nonprofit to provide support services, emergency shelter, interim and permanent housing to those who are experiencing homelessness or are homeless. Through the collaboration, Community HealthWorks provides the City one full-time Community Health Worker (CHW) to provide support services for unsheltered individuals in the City.

Also, the City is an active participant in regional efforts to address the needs of people experiencing homelessness. The City continues to work with the Sacramento Continuum of Care (CoC), which is a 30+ member Board, that includes representatives from organizations serving individuals experiencing homelessness or who were formerly homeless and other interested, relevant organizations within the Sacramento County. The Sacramento CoC cover all the cities, towns, and unincorporated area of Sacramento County. The City's Housing and Human Services Program Coordinator is a participant of the Sacramento County CoC Board and attends regular monthly meetings.

Helping low-income individuals and families avoid becoming homeless, especially extremely low-income individuals and families and those who are: likely to become homeless after being discharged from publicly funded institutions and systems of care (such as health care facilities, mental health facilities, foster care and other youth facilities, and corrections programs and institutions); and, receiving assistance from public or private agencies that address housing, health, social services, employment, education, or youth needs

The City provided funding to SSHH, which offered housing counseling and navigator services to households who are at-risk of becoming homeless and connecting them to resources and services in hopes to maintain stable housing. The Navigators work closely with the City of Citrus Heights, Citrus Heights Police Department, Citrus Heights HART, and local nonprofit service providers, they reached several residents that needed assistance locating stable housing including those who may become homeless after being discharged from publicly funded institutions and systems of care.

In addition, the City contracted with the County of Sacramento, Department of Homeless Services and Housing (DSHS) to deliver the Community Based Navigation Program. The program provides outreach and services to unhoused clients living in Citrus Heights including services to get the client to next steps to becoming housed. DSHS expanded services with Community HealthWorks, a nonprofit to provide support services, emergency shelter, interim and permanent housing to those who are experiencing

homelessness in the City. Through the collaboration, Community HealthWorks provides the City one full-time Community Health Worker (CHW) to provide support services for unhoused individuals. A CHW worker may offer motel vouchers and or assistance with housing on a case-by-case basis, this addresses housing, health, and social service needs.

Through active participation in the Continuum of Care (CoC), which is currently administered by Sacramento Steps Forward, the City maintains strong involvement with Sacramento Steps Forward as it coordinates the regional homeless response system. The City's Housing and Human Services Program Coordinator currently serves on the Sacramento County Continuum of Care (CoC) Advisory Board. The Continuum of Care Board is responsible for advising the Sacramento Steps Forward Board of Directors on policy around the issue of homelessness. The goal of the Advisory Board is to ensure Sacramento Steps Forward retains a broad representation of the constituents in the community, allowing the organization to establish a more efficient method of community planning and evaluation.

Helping homeless persons (especially chronically homeless individuals and families, families with children, veterans and their families, and unaccompanied youth) make the transition to permanent housing and independent living, including shortening the period of time that individuals and families experience homelessness, facilitating access for homeless individuals and families to affordable housing units, and preventing individuals and families who were recently homeless from becoming homeless again

The City coordinates and participates in the Homeless Assistance Resource Team (HART), a group of agencies, nonprofits, faith-based organizations, and interested individuals dedicated to addressing Citrus Heights homeless issues. The goal of HART members is to provide homeless individuals with resources to access housing.

As mentioned, the City contracts with the County of Sacramento DSHS to deliver the Community Based Navigation Program to the City. The program provides homeless and outreach services to unsheltered individuals in the City. Sacramento County DSHS expanded services with Community HealthWorks, a nonprofit to provide support services, emergency shelter, interim and permanent housing to those who are experiencing homelessness or are homeless. Through the collaboration, Community HealthWorks provides the City one full-time Community Health Worker (CHW) to provide support services for unsheltered individuals in the City.

In addition, Citrus Heights Police Department may contact the CHW when working with people experiencing homelessness to assist people in securing services and housing.

CR-30 - Public Housing 91.220(h); 91.320(j)

Actions taken to address the needs of public housing

The Sacramento Housing and Redevelopment Agency (SHRA) is the public housing agency serving the City of Citrus Heights. SHRA is independent of Citrus Heights, and the City retains no control over their funding or implementation of programs. However, we coordinate with SHRA when possible. Refer to the SHRA Public Housing Authority Annual Action Plan at <https://www.shra.org/financial-performance-and-strategic-planning-documents/> for information on the ways that SHRA addresses public housing needs.

Actions taken to encourage public housing residents to become more involved in management and participate in homeownership

SHRA encourages public housing residents to participate in policy, procedure, and program implementation of development through its Resident Advisory Board. In addition, the Housing Authority recognizes Resident Committees throughout the Sacramento Region; the residents are elected bodies representing residents in their respective complexes. SHRA also distributes a quarterly newsletter to all residents, containing relevant news, information on training and employment opportunities, and other community resources available to public housing residents. Public housing residents also participate in the development of SHRA's five-year annual plan. The Resident Services Division distributes a survey to prioritize resident needs, and short- and long- term improvements.

Actions taken to provide assistance to troubled PHAs

No action is necessary.

CR-35 - Other Actions 91.220(j)-(k); 91.320(i)-(j)

Actions taken to remove or ameliorate the negative effects of public policies that serve as barriers to affordable housing such as land use controls, tax policies affecting land, zoning ordinances, building codes, fees and charges, growth limitations, and policies affecting the return on residential investment. 91.220 (j); 91.320 (i)

A continued supply of housing to all household income levels is essential to meet the needs of the residents of the City. The City is largely "built out" and the supply is dependent not only on production, but on the preservation of existing affordable housing. To ensure the continuing production of affordable housing, the City has examined possible constraints and barriers. Constraints to affordable housing are both governmental and non-governmental. Governmental constraints include land use controls, entitlement processing, fees, and building codes.

Land uses controls are necessary to ensure orderly and appropriate development and growth in the City. Fees, land dedication and public improvements are usually required as part of land development and entitlement processing to ensure an adequate supply of infrastructure, parks, and schools to serve the development. The City may consider waiving appropriate development fees to facilitate development of affordable housing. Building and housing codes are implemented to ensure the safety of the community (housing residents, specifically).

Actions taken to address obstacles to meeting underserved needs. 91.220(k); 91.320(j)

While there are several constraints to meeting the needs of lower-income households note in the Consolidated Plan, there are two primary obstacles to meeting underserved needs:

- Available funding is not sufficient to address community needs. CDBG funding was available to public service agencies and the City provided \$104,498 in local funding for FY 23/24. The City continues to encourage nonprofits to identify other public or private funding sources.
- Most of the region's service providers are in Sacramento, Citrus Heights is home to services such as food banks, youth programs, and senior meal service providers. Citrus Heights offers public transportation to the Sacramento area, but residents are sometimes reluctant or unable to travel outside of their community to receive services.

Actions taken to reduce lead-based paint hazards. 91.220(k); 91.320(j)

The City will provide lead-abatement assistance for residential units through the Housing Rehabilitation Program. The City's Housing Rehabilitation Program guidelines include specific policies related to testing and abatement. The City contracts with a third-party firm to administer its housing repair program. This firm contracts with qualified lead abatement contractors to conduct lead-based paint identification, assessment, and clearance services to reduce lead hazard. When lead-based paint is present or presumed to be present lead-safe work practices are required. The procedures regarding lead-based

paint include notification procedures for owners, evaluation, and identification of lead hazards; requirements of repair, reduction, or abatement of the lead hazards; and clearance examinations. In addition, the program will comply with the Residential Lead Based Paint Hazard Reduction Act of 1992 (Title X) and subsequent changes in September 1999.

Actions taken to reduce the number of poverty-level families. 91.220(k); 91.320(j)

The City's anti-poverty strategy focuses on providing a range of employment opportunities and supportive services aimed at enabling those in poverty to move into the workforce, as well as supporting activities that preserve and expand the supply of housing affordable to target-income households.

- Meals on Wheels by ACC offered homebound seniors who meet eligibility requirements were provided home delivered meals, including five frozen meals once per week, or a hot meal delivered five times per week, Monday-Friday.
- Meals on Wheels by ACC also offered mobile senior's nutritious meals and social interactions for those who could participate at a Café site. The Café site at Rusch Park closed due to COVID-19, café participants had the option to receive meals from nearby café sites.
- Sacramento Self-Help Housing provided counseling and social services to homeless individuals or those at risk of becoming homeless, including drop-in counseling/office hours and case management services through June 2023.
- After the dissolution of SSHH, the City partnered with Sacramento County DSHS, to provide a Community Based Navigation Program.
- As a result of CDBG-CV funding, the City created a Supplemental Navigator Fund to provide emergency housing assistance; including temporary housing, security deposits, food, essential supplies, and necessary support for people experiencing homelessness while they receive outreach navigator services.
- Sunrise Christian Food Ministry operates an emergency food closet available to low-income persons.
- The City also provides code enforcement services and a rental housing inspection program to ensure lower-income households have a safe and decent place to live. This is not a CDBG funded activity.

Citrus Heights residents also have access to anti-poverty services provided by the County Department of Human Assistance. The County provides many programs designed to provide temporary assistance for eligible low-income residents and coordinates the County's welfare-to-work programs with an emphasis on creating employment connections and increasing the income of participants.

Actions taken to develop institutional structure. 91.220(k); 91.320(j)

To eliminate gaps in institutional structures, the City remains actively involved with neighboring jurisdictions and regional governmental entities. The City coordinates with Sacramento Housing and Redevelopment Agency (SHRA) to address affordable housing needs related to public housing activities.

Recently, the City collaborated with SHRA to allocate the City's HOME funds to the Sunrise Pointe Affordable Apartment Project which was completed in December of 2023.

In addition, the City continues to collaborate with the City of Sacramento, City of Elk Grove, and City of Rancho Cordova, the two other small entitlement jurisdictions in Sacramento County, and continues to look for opportunities to increase and enhance services citywide to residents.

Actions taken to enhance coordination between public and private housing and social service agencies. 91.220(k); 91.320(j)

The City continues to work with neighboring jurisdictions, including the City of Rancho Cordova, City of Elk Grove, City of Folsom, County and City of Sacramento and the Sacramento Housing and Redevelopment Agency, to address the regional issues that affect the needs of low-income persons as well as special need programs, shared Subrecipient monitoring and research into issues of interest such as the Affirmatively Furthering Fair Housing final rule. The City also continues to work with many of the local nonprofits that provide a range of services to low-income residents.

Identify actions taken to overcome the effects of any impediments identified in the jurisdictions analysis of impediments to fair housing choice. 91.520(a)

HUD provides specific requirements that entitlement grantees certify that they will affirmatively further fair housing in each jurisdiction. Fair Housing objectives are broad and include requirements to promote fair housing choice for all persons and to foster compliance with nondiscrimination provisions of the Fair Housing Act. These requirements are satisfied, in part, by analyzing impediments to fair housing choice within the jurisdiction and taking appropriate action to overcome the effects of identified impediments.

The City coordinated with SHRA, Sacramento County, City of Elk Grove, City of Rancho Cordova, and several other local agencies on a regional Analysis of Impediments to Fair Housing Choice. In 2020 the City completed the Sacramento Valley Fair Housing Collaborative Analysis of Impediments to Fair Housing Choice (AI), and it was adopted by the City Council. A copy of the AI can be found on the City's website.

The goals and strategies identified in the AI to address fair housing barriers include:

- Goal 1 – Incentivize and increase opportunities for development and continued availability of affordable homeownership products.
- Goal 2 – Expand and preserve affordable rental opportunities.
- Goal 3 – Expand equity in access to economic opportunity.

The City's approach to meeting these goals through CDBG funding in PY 2023 was focused on the following activities:

- City staff participates in a series of meetings with other regional jurisdictions, including the County of Sacramento, SHRA, Rancho Cordova, Folsom, and Elk Grove on strategies for better cooperating regionally to address fair housing issues. Since 2016, the local jurisdictions have been partnering to allocate funding for the Renters Helpline. In 2023, Citrus Heights continues to partner with the local jurisdictions in a cost sharing agreement by contributing its share based on its percentage of the County's rental units.

SSHH provided housing counseling and navigation services with additional counseling, dispute resolution and fair housing services to residents via calls and internet-based Renters Helpline through June 2023. After the dissolution of SSHH, City staff researched opportunities to continue services. City staff partnered with new service providers:

- Community Based Navigation Program. Sacramento County Department of Homeless Services and Housing to provide a Community Health Workers (CHWs) employed by Community HealthWorks who provide homeless outreach and navigation services to unsheltered individuals living in a state of homelessness with the City. This program was funded through County ARPA district-directed funding from District 4, services will continue through December 31, 2025.
- Renters Helpline Program. Through a Regional Cost Sharing Agreement, the City partnered with Project Sentinel and Community Link Capital Region (as known as 211 Sacramento) to provide a telephone and internet-based Renters Helpline, counseling, dispute resolution, fair housing services for residents in a housing crisis or dispute with the goal to reduce housing discrimination, promote public awareness of fair housing laws and rights, and assist persons with disabilities.

CR-40 - Monitoring 91.220 and 91.230

Describe the standards and procedures used to monitor activities carried out in furtherance of the plan and used to ensure long-term compliance with requirements of the programs involved, including minority business outreach and the comprehensive planning requirements

The City uses a monitoring system to ensure that CDBG-funded activities follow applicable laws, regulations, policies, sound management, and accounting practices. The primary objective of the City's monitoring efforts include:

- To ensure the Subrecipient has the capacity to carry out their responsibility and to do so in a timely manner.
- To ensure the Subrecipient is carrying out the project as described in their agreement, complying with applicable laws and regulations. To ensure the project is operating in a manner that minimizes the opportunity for fraud, waste, and mismanagement.

At the beginning of 2023, City staff provided a workshop for each CDBG Subrecipient, the workshops were provided via Zoom. The workshop was formatted to review federal requirements unique to CDBG, the subrecipient agreement, introduced CDBG reporting forms and answered questions. Therefore, all Subrecipients are informed of their obligations to collect the required information on income, household composition, race, and ethnicity. City staff also provides information to each Subrecipient that outlines the agreement terms and CDBG policies such as data collection and financial management. In addition, staff recommends each Subrecipient read the "Playing by the Rules" guide produced by HUD.

Monthly, staff reviews the progress the Subrecipient has been making toward achieving performance goals. City staff places a strong emphasis on its Subrecipients to provide accurate information on the persons or households served, and regularly reporting progress with each invoice.

Each Subrecipient agreement contains provisions for reduction or termination in the event goals are not accomplished or when past performance issues have not been resolved. Onsite monitoring of Subrecipients is conducted based on an annual desk assessment performed by City staff.

Citizen Participation Plan 91.105(d); 91.115(d)

Describe the efforts to provide citizens with reasonable notice and an opportunity to

comment on performance reports.

The City of Citrus Heights Housing Division within the Community Development Department serves as the lead agency for the administration of CDBG funds. Questions regarding this report should be directed to:

City of Citrus Heights

6360 Fountain Square Drive

Citrus Heights, CA 95621

Attn: Housing and Human Services Program Coordinator

(916) 727-4752 | npiva@citrusheights.net

The draft report was made available for public review during a 15-day public comment period from March 2-17, 2024. A public notice announcing its availability was published in the Citrus Heights Messenger on February 16, 2024. Copies of the CAPER were made available for review at the following locations: Citrus Heights City Hall, Sylvan Oaks Library, and on the City's website (www.citrusheights.net). Copies of the CAPER were also made available upon request. A public hearing on the report was held March 14, 2024, at the Citrus Heights City Council meeting.

The availability of the draft CAPER outlined above provided various opportunities to individuals with limited English proficiency and individuals with disabilities to provide comment and/or review materials.

No citizen comments were received.

The resolution approving the 2023 CAPER included as Attachment 4.

CR-45 - CDBG 91.520(c)

Specify the nature of, and reasons for, any changes in the jurisdiction's program objectives and indications of how the jurisdiction would change its programs as a result of its experiences.

At this point, the City does not anticipate making changes to its program objectives.

Does this Jurisdiction have any open Brownfields Economic Development Initiative (BEDI) grants?

No

[BEDI grantees] Describe accomplishments and program outcomes during the last year.

CR-45 - CDBG 91.520(c)

Specify the nature of, and reasons for, any changes in the jurisdiction's program objectives and indications of how the jurisdiction would change its programs as a result of its experiences.

At this point, the City does not anticipate making changes to its program objectives.

Does this Jurisdiction have any open Brownfields Economic Development Initiative (BEDI) grants?

No

[BEDI grantees] Describe accomplishments and program outcomes during the last year.

CR-58 – Section 3

Identify the number of individuals assisted and the types of assistance provided

| Total Labor Hours | CDBG | HOME | ESG | HOPWA | HTF |
|---------------------------------------|------|------|-----|-------|-----|
| Total Number of Activities | 5 | 0 | 0 | 0 | 0 |
| Total Labor Hours | 0 | | | | |
| Total Section 3 Worker Hours | 0 | | | | |
| Total Targeted Section 3 Worker Hours | 0 | | | | |

Table 8 – Total Labor Hours

| Qualitative Efforts - Number of Activities by Program | CDBG | HOME | ESG | HOPWA | HTF |
|---|------|------|-----|-------|-----|
| Outreach efforts to generate job applicants who are Public Housing Targeted Workers | | | | | |
| Outreach efforts to generate job applicants who are Other Funding Targeted Workers. | | | | | |
| Direct, on-the job training (including apprenticeships). | | | | | |
| Indirect training such as arranging for, contracting for, or paying tuition for, off-site training. | | | | | |
| Technical assistance to help Section 3 workers compete for jobs (e.g., resume assistance, coaching). | | | | | |
| Outreach efforts to identify and secure bids from Section 3 business concerns. | | | | | |
| Technical assistance to help Section 3 business concerns understand and bid on contracts. | | | | | |
| Division of contracts into smaller jobs to facilitate participation by Section 3 business concerns. | | | | | |
| Provided or connected residents with assistance in seeking employment including: drafting resumes, preparing for interviews, finding job opportunities, connecting residents to job placement services. | | | | | |
| Held one or more job fairs. | | | | | |
| Provided or connected residents with supportive services that can provide direct services or referrals. | | | | | |
| Provided or connected residents with supportive services that provide one or more of the following: work readiness health screenings, interview clothing, uniforms, test fees, transportation. | | | | | |
| Assisted residents with finding child care. | | | | | |
| Assisted residents to apply for, or attend community college or a four year educational institution. | | | | | |
| Assisted residents to apply for, or attend vocational/technical training. | | | | | |
| Assisted residents to obtain financial literacy training and/or coaching. | | | | | |
| Bonding assistance, guaranties, or other efforts to support viable bids from Section 3 business concerns. | | | | | |
| Provided or connected residents with training on computer use or online technologies. | | | | | |
| Promoting the use of a business registry designed to create opportunities for disadvantaged and small businesses. | | | | | |
| Outreach, engagement, or referrals with the state one-stop system, as designed in Section 121(e)(2) of the Workforce Innovation and Opportunity Act. | | | | | |

| | | | | | |
|--------|--|--|--|--|--|
| Other. | | | | | |
|--------|--|--|--|--|--|

Table 9 – Qualitative Efforts - Number of Activities by Program

Narrative

Section 3 of Housing and Urban Development Act of 1968, as amended by the Housing and Community Development Act of 1992 (Section 3) was enacted “to ensure that the employment and other economic opportunities generated by Federal financial assistance for housing and community development program shall, to the greatest extent feasible, be directed towards low- and very low-income persons, particularly those who are recipients of government assistance for housing.

Section 3 applies to housing rehabilitation, housing construction, and other public construction projects that are fully or partially funded with HUD financial assistance. Projects that are financed with state, local or private matching or leveraged funds used in conjunction with HUD funds are covered by Section 3 if the amount of HUD funding for the project exceeds the regulatory threshold of \$200,000.

Effective on November 30, 2020, the new Section 3 final rule (24 CFR Part 75) was designed to improve a focus on economic opportunity outcomes while simultaneously reducing the regulatory burden on those entities that receive those funds. Key changes in the rule and in HUD’s implementation include:

- Focusing on key outcome metrics, such as the sustained employment of individuals in targeted populations.
- Crediting retention of low- and very low-income employees and successful sustained employment in the reporting metrics.
- Aligning Section 3 reporting with standards business practices and payroll tracking methods.
- Allowing for tailored outcome benchmarks for different geographies and/or different projects.
- Integrating Section 3 oversight into the work of the program offices who are in regular contact with the grantee.
- Promoting the newly created portal to connect low- and very low-income people, who need jobs most, with businesses who have Section 3 job opportunities in their area.

During program year 2023, the City completed a housing rehabilitation program, the Critical Home Repair Grant Program.

Attachment

Financial Summary Reports

ATTACHMENT A
FINANCIAL SUMMARY REPORTS CDBG/CDBG-CV



Office of Community Planning and Development
U.S. Department of Housing and Urban Development
Integrated Disbursement and Information System
PR26 - CDBG Financial Summary Report
Program Year 2023
CITRUS HEIGHTS , CA

DATE: 03-26-24
TIME: 17:36
PAGE: 1

PART I: SUMMARY OF CDBG RESOURCES

| | |
|---|--------------|
| 01 UNEXPENDED CDBG FUNDS AT END OF PREVIOUS PROGRAM YEAR | 392,577.97 |
| 02 ENTITLEMENT GRANT | 600,456.00 |
| 03 SURPLUS URBAN RENEWAL | 0.00 |
| 04 SECTION 108 GUARANTEED LOAN FUNDS | 0.00 |
| 05 CURRENT YEAR PROGRAM INCOME | 42,124.30 |
| 05a CURRENT YEAR SECTION 108 PROGRAM INCOME (FOR SI TYPE) | 0.00 |
| 06 FUNDS RETURNED TO THE LINE-OF-CREDIT | 0.00 |
| 06a FUNDS RETURNED TO THE LOCAL CDBG ACCOUNT | 0.00 |
| 07 ADJUSTMENT TO COMPUTE TOTAL AVAILABLE | 0.00 |
| 08 TOTAL AVAILABLE (SUM, LINES 01-07) | 1,035,158.27 |

PART II: SUMMARY OF CDBG EXPENDITURES

| | |
|--|------------|
| 09 DISBURSEMENTS OTHER THAN SECTION 108 REPAYMENTS AND PLANNING/ADMINISTRATION | 356,289.36 |
| 10 ADJUSTMENT TO COMPUTE TOTAL AMOUNT SUBJECT TO LOW/MOD BENEFIT | 0.00 |
| 11 AMOUNT SUBJECT TO LOW/MOD BENEFIT (LINE 09 + LINE 10) | 356,289.36 |
| 12 DISBURSED IN IDIS FOR PLANNING/ADMINISTRATION | 86,194.47 |
| 13 DISBURSED IN IDIS FOR SECTION 108 REPAYMENTS | 0.00 |
| 14 ADJUSTMENT TO COMPUTE TOTAL EXPENDITURES | 0.00 |
| 15 TOTAL EXPENDITURES (SUM, LINES 11-14) | 442,483.83 |
| 16 UNEXPENDED BALANCE (LINE 08 - LINE 15) | 592,674.44 |

PART III: LOW/MOD BENEFIT THIS REPORTING PERIOD

| | |
|--|------------|
| 17 EXPENDED FOR LOW/MOD HOUSING IN SPECIAL AREAS | 0.00 |
| 18 EXPENDED FOR LOW/MOD MULTI-UNIT HOUSING | 0.00 |
| 19 DISBURSED FOR OTHER LOW/MOD ACTIVITIES | 356,289.36 |
| 20 ADJUSTMENT TO COMPUTE TOTAL LOW/MOD CREDIT | 0.00 |
| 21 TOTAL LOW/MOD CREDIT (SUM, LINES 17-20) | 356,289.36 |
| 22 PERCENT LOW/MOD CREDIT (LINE 21/LINE 11) | 100.00% |

LOW/MOD BENEFIT FOR MULTI-YEAR CERTIFICATIONS

| | |
|---|-------------|
| 23 PROGRAM YEARS(PY) COVERED IN CERTIFICATION | PY: PY: PY: |
| 24 CUMULATIVE NET EXPENDITURES SUBJECT TO LOW/MOD BENEFIT CALCULATION | 0.00 |
| 25 CUMULATIVE EXPENDITURES BENEFITTING LOW/MOD PERSONS | 0.00 |
| 26 PERCENT BENEFIT TO LOW/MOD PERSONS (LINE 25/LINE 24) | 0.00% |

PART IV: PUBLIC SERVICE (PS) CAP CALCULATIONS

| | |
|---|------------|
| 27 DISBURSED IN IDIS FOR PUBLIC SERVICES | 64,462.86 |
| 28 PS UNLIQUIDATED OBLIGATIONS AT END OF CURRENT PROGRAM YEAR | 0.00 |
| 29 PS UNLIQUIDATED OBLIGATIONS AT END OF PREVIOUS PROGRAM YEAR | 0.00 |
| 30 ADJUSTMENT TO COMPUTE TOTAL PS OBLIGATIONS | 0.00 |
| 31 TOTAL PS OBLIGATIONS (LINE 27 + LINE 28 - LINE 29 + LINE 30) | 64,462.86 |
| 32 ENTITLEMENT GRANT | 600,456.00 |
| 33 PRIOR YEAR PROGRAM INCOME | 117,572.50 |
| 34 ADJUSTMENT TO COMPUTE TOTAL SUBJECT TO PS CAP | 0.00 |
| 35 TOTAL SUBJECT TO PS CAP (SUM, LINES 32-34) | 718,028.50 |
| 36 PERCENT FUNDS OBLIGATED FOR PS ACTIVITIES (LINE 31/LINE 35) | 8.98% |

PART V: PLANNING AND ADMINISTRATION (PA) CAP

| | |
|--|------------|
| 37 DISBURSED IN IDIS FOR PLANNING/ADMINISTRATION | 86,194.47 |
| 38 PA UNLIQUIDATED OBLIGATIONS AT END OF CURRENT PROGRAM YEAR | 0.00 |
| 39 PA UNLIQUIDATED OBLIGATIONS AT END OF PREVIOUS PROGRAM YEAR | 0.00 |
| 40 ADJUSTMENT TO COMPUTE TOTAL PA OBLIGATIONS | 0.00 |
| 41 TOTAL PA OBLIGATIONS (LINE 37 + LINE 38 - LINE 39 +LINE 40) | 86,194.47 |
| 42 ENTITLEMENT GRANT | 600,456.00 |
| 43 CURRENT YEAR PROGRAM INCOME | 42,124.30 |
| 44 ADJUSTMENT TO COMPUTE TOTAL SUBJECT TO PA CAP | 0.00 |
| 45 TOTAL SUBJECT TO PA CAP (SUM, LINES 42-44) | 642,580.30 |
| 46 PERCENT FUNDS OBLIGATED FOR PA ACTIVITIES (LINE 41/LINE 45) | 13.41% |

LINE 17 DETAIL: ACTIVITIES TO CONSIDER IN DETERMINING THE AMOUNT TO ENTER ON LINE 17

No data returned for this view. This might be because the applied filter excludes all data.

LINE 18 DETAIL: ACTIVITIES TO CONSIDER IN DETERMINING THE AMOUNT TO ENTER ON LINE 18

No data returned for this view. This might be because the applied filter excludes all data.

LINE 19 DETAIL: ACTIVITIES INCLUDED IN THE COMPUTATION OF LINE 19

| Plan Year | IDIS Project | IDIS Activity | Voucher Number | Activity Name | Matrix Code | National Objective | Drawn Amount |
|--------------|--------------|---------------|----------------|--|-------------|--------------------|---------------------|
| 2023 | 2 | 269 | 6801730 | Meals on Wheels | 05A | LWC | \$4,858.75 |
| 2023 | 2 | 269 | 6821092 | Meals on Wheels | 05A | LWC | \$971.75 |
| 2023 | 2 | 269 | 6869486 | Meals on Wheels | 05A | LWC | \$5,847.30 |
| | | | | | 05A | Matrix Code | \$11,677.80 |
| 2023 | 2 | 268 | 6801732 | Campus Life Connection | 05D | LWC | \$5,750.00 |
| 2023 | 2 | 268 | 6869483 | Campus Life Connection | 05D | LWC | \$5,189.80 |
| | | | | | 05D | Matrix Code | \$10,939.80 |
| 2023 | 2 | 272 | 6801727 | Renter's Helpline | 05K | LWC | \$5,260.82 |
| 2023 | 2 | 272 | 6869490 | Renter's Helpline | 05K | LWC | \$7,657.64 |
| | | | | | 05K | Matrix Code | \$12,918.46 |
| 2023 | 2 | 270 | 6821093 | Sunrise Christian Food Ministry | 05W | LWC | \$13,582.80 |
| 2023 | 2 | 270 | 6869488 | Sunrise Christian Food Ministry | 05W | LWC | \$15,344.00 |
| | | | | | 05W | Matrix Code | \$28,926.80 |
| 2021 | 9 | 247 | 6796160 | Housing Rehabilitation Project (Ongoing) | 14A | LWH | \$25,294.46 |
| 2023 | 5 | 273 | 6801734 | 2023 Critical Home Repair Grant Program | 14A | LWH | \$104,588.62 |
| 2023 | 5 | 273 | 6869496 | 2023 Critical Home Repair Grant Program | 14A | LWH | \$161,943.42 |
| | | | | | 14A | Matrix Code | \$291,826.50 |
| Total | | | | | | | \$356,289.36 |

LINE 27 DETAIL: ACTIVITIES INCLUDED IN THE COMPUTATION OF LINE 27

| Plan Year | IDIS Project | IDIS Activity | Voucher Number | Activity to prevent, prepare for, and respond to Coronavirus | Activity Name | Grant Number | Fund Type | Matrix Code | National Objective | Drawn Amount |
|--------------|--------------|---------------|----------------|--|---|--------------|-----------|-------------|--------------------|--------------------|
| 2023 | 2 | 269 | 6801730 | No | Meals on Wheels | B23MCD60056 | EN | 05A | LWC | \$4,858.75 |
| 2023 | 2 | 269 | 6821092 | No | Meals on Wheels | B23MCD60056 | EN | 05A | LWC | \$971.75 |
| 2023 | 2 | 269 | 6869486 | No | Meals on Wheels | B23MCD60056 | EN | 05A | LWC | \$5,847.30 |
| | | | | | | | | 05A | Matrix Code | \$11,677.80 |
| 2023 | 2 | 268 | 6801732 | No | Campus Life Connection | B23MCD60056 | EN | 05D | LWC | \$5,750.00 |
| 2023 | 2 | 268 | 6869483 | No | Campus Life Connection | B23MCD60056 | EN | 05D | LWC | \$5,189.80 |
| | | | | | | | | 05D | Matrix Code | \$10,939.80 |
| 2023 | 2 | 272 | 6801727 | No | Renter's Helpline | B23MCD60056 | EN | 05K | LWC | \$5,260.82 |
| 2023 | 2 | 272 | 6869490 | No | Renter's Helpline | B23MCD60056 | EN | 05K | LWC | \$7,657.64 |
| | | | | | | | | 05K | Matrix Code | \$12,918.46 |
| 2023 | 2 | 270 | 6821093 | No | Sunrise Christian Food Ministry | B23MCD60056 | EN | 05W | LWC | \$13,582.80 |
| 2023 | 2 | 270 | 6869488 | No | Sunrise Christian Food Ministry | B23MCD60056 | EN | 05W | LWC | \$15,344.00 |
| | | | | | | | | 05W | Matrix Code | \$28,926.80 |
| | | | | No | Activity to prevent, prepare for, and respond to Coronavirus | | | | | \$64,462.86 |
| Total | | | | | | | | | | \$64,462.86 |

LINE 37 DETAIL: ACTIVITIES INCLUDED IN THE COMPUTATION OF LINE 37

| Plan Year | IDIS Project | IDIS Activity | Voucher Number | Activity Name | Matrix Code | National Objective | Drawn Amount |
|-----------|--------------|---------------|----------------|--------------------------------|-------------|--------------------|--------------|
| 2023 | 1 | 267 | 6801742 | 2023 Planning & Administration | 21A | | \$8,078.86 |
| 2023 | 1 | 267 | 6801743 | 2023 Planning & Administration | 21A | | \$30,867.41 |



Office of Community Planning and Development
U.S. Department of Housing and Urban Development
Integrated Disbursement and Information System
PR25 - CDBG Financial Summary Report
Program Year 2023
CITRUS HEIGHTS , CA

DATE: 03-26-24
TIME: 17:36
PAGE: 3

| Plan Year | IDIS Project | IDIS Activity | Voucher Number | Activity Name | Matrix Code | National Objective | Drawn Amount |
|-----------|--------------|---------------|----------------|--------------------------------|-------------|--------------------|--------------|
| 2023 | 1 | 267 | 6869492 | 2023 Planning & Administration | 21A | | \$47,248.20 |
| Total | | | | | 21A | Matrix Code | \$86,194.47 |



Office of Community Planning and Development
U.S. Department of Housing and Urban Development
Integrated Disbursement and Information System
PR26 - CDBG-CV Financial Summary Report
CITRUS HEIGHTS , CA

DATE: 03-26-24
TIME: 17:39
PAGE: 1

PART I: SUMMARY OF CDBG-CV RESOURCES

| | |
|---|------------|
| 01 CDBG-CV GRANT | 920,226.00 |
| 02 FUNDS RETURNED TO THE LINE-OF-CREDIT | 0.00 |
| 03 FUNDS RETURNED TO THE LOCAL CDBG ACCOUNT | 0.00 |
| 04 TOTAL CDBG-CV FUNDS AWARDED | 920,226.00 |

PART II: SUMMARY OF CDBG-CV EXPENDITURES

| | |
|--|------------|
| 05 DISBURSEMENTS OTHER THAN SECTION 108 REPAYMENTS AND PLANNING/ADMINISTRATION | 708,476.95 |
| 06 DISBURSED IN IDIS FOR PLANNING/ADMINISTRATION | 182,983.07 |
| 07 DISBURSED IN IDIS FOR SECTION 108 REPAYMENTS | 0.00 |
| 08 TOTAL EXPENDITURES (SUM, LINES 05 - 07) | 891,460.02 |
| 09 UNEXPENDED BALANCE (LINE 04 - LINE8) | 28,765.98 |

PART III: LOWMOD BENEFIT FOR THE CDBG-CV GRANT

| | |
|--|------------|
| 10 EXPENDED FOR LOW/MOD HOUSING IN SPECIAL AREAS | 0.00 |
| 11 EXPENDED FOR LOW/MOD MULTI-UNIT HOUSING | 0.00 |
| 12 DISBURSED FOR OTHER LOW/MOD ACTIVITIES | 708,476.95 |
| 13 TOTAL LOW/MOD CREDIT (SUM, LINES 10 - 12) | 708,476.95 |
| 14 AMOUNT SUBJECT TO LOW/MOD BENEFIT (LINE 05) | 708,476.95 |
| 15 PERCENT LOW/MOD CREDIT (LINE 13/LINE 14) | 100.00% |

PART IV: PUBLIC SERVICE (PS) CALCULATIONS

| | |
|---|------------|
| 16 DISBURSED IN IDIS FOR PUBLIC SERVICES | 612,031.95 |
| 17 CDBG-CV GRANT | 920,226.00 |
| 18 PERCENT OF FUNDS DISBURSED FOR PS ACTIVITIES (LINE 16/LINE 17) | 66.51% |

PART V: PLANNING AND ADMINISTRATION (PA) CAP

| | |
|---|------------|
| 19 DISBURSED IN IDIS FOR PLANNING/ADMINISTRATION | 182,983.07 |
| 20 CDBG-CV GRANT | 920,226.00 |
| 21 PERCENT OF FUNDS DISBURSED FOR PA ACTIVITIES (LINE 19/LINE 20) | 19.88% |



LINE 10 DETAIL: ACTIVITIES TO CONSIDER IN DETERMINING THE AMOUNT TO ENTER ON LINE 10

No data returned for this view. This might be because the applied filter excludes all data.

LINE 11 DETAIL: ACTIVITIES TO CONSIDER IN DETERMINING THE AMOUNT TO ENTER ON LINE 11

No data returned for this view. This might be because the applied filter excludes all data.

LINE 12 DETAIL: ACTIVITIES INCLUDED IN THE COMPUTATION OF LINE 12

| Plan Year | IDIS Project | IDIS Activity | Voucher Number | Activity Name | Matrix Code | National Objective | Drawn Amount |
|-----------|--------------|---------------|----------------|----------------------------------|-------------|--------------------|--------------|
| 2020 | 11 | 224 | 6469666 | Campus Life Connection CDBG-CV-1 | 05W | LMC | \$4,191.66 |
| | | | 6469667 | Campus Life Connection CDBG-CV-1 | 05W | LMC | \$6,171.92 |
| | | | 6469668 | Campus Life Connection CDBG-CV-1 | 05W | LMC | \$5,318.78 |
| | | | 6470039 | Campus Life Connection CDBG-CV-1 | 05W | LMC | \$67.64 |
| | | 225 | 6468593 | Supplemental Navigator CDBG-CV | 05Q | LMC | \$2,508.00 |
| | | | 6468595 | Supplemental Navigator CDBG-CV | 05Q | LMC | \$2,508.00 |
| | | | 6469644 | Supplemental Navigator CDBG-CV | 05Q | LMC | \$2,508.00 |
| | | | 6469645 | Supplemental Navigator CDBG-CV | 05Q | LMC | \$1,818.30 |
| | | | 6469646 | Supplemental Navigator CDBG-CV | 05Q | LMC | \$2,508.00 |
| | | | 6469647 | Supplemental Navigator CDBG-CV | 05Q | LMC | \$1,727.10 |
| | | | 6469648 | Supplemental Navigator CDBG-CV | 05Q | LMC | \$1,288.20 |
| | | | 6469649 | Supplemental Navigator CDBG-CV | 05Q | LMC | \$62.70 |
| | | | 6469650 | Supplemental Navigator CDBG-CV | 05Q | LMC | \$940.50 |
| | | | 6469652 | Supplemental Navigator CDBG-CV | 05Q | LMC | \$501.60 |
| | | | 6469653 | Supplemental Navigator CDBG-CV | 05Q | LMC | \$376.20 |
| | | | 6469654 | Supplemental Navigator CDBG-CV | 05Q | LMC | \$877.80 |
| | | | 6469655 | Supplemental Navigator CDBG-CV | 05Q | LMC | \$877.80 |
| | | | 6469656 | Supplemental Navigator CDBG-CV | 05Q | LMC | \$940.50 |
| | | | 6469657 | Supplemental Navigator CDBG-CV | 05Q | LMC | \$940.50 |
| | | | 6469658 | Supplemental Navigator CDBG-CV | 05Q | LMC | \$144.69 |
| | | | 6469659 | Supplemental Navigator CDBG-CV | 05Q | LMC | \$123.00 |
| | | | 6469660 | Supplemental Navigator CDBG-CV | 05Q | LMC | \$52.95 |
| | | | 6469661 | Supplemental Navigator CDBG-CV | 05Q | LMC | \$150.69 |
| | | | 6469662 | Supplemental Navigator CDBG-CV | 05Q | LMC | \$70.30 |
| | | | 6469663 | Supplemental Navigator CDBG-CV | 05Q | LMC | \$245.00 |
| | | | 6469892 | Supplemental Navigator CDBG-CV | 05Q | LMC | \$20.75 |
| | | | 6469894 | Supplemental Navigator CDBG-CV | 05Q | LMC | \$64.78 |
| | | | 6469896 | Supplemental Navigator CDBG-CV | 05Q | LMC | \$53.88 |
| | | | 6469899 | Supplemental Navigator CDBG-CV | 05Q | LMC | \$19.16 |
| | | | 6469901 | Supplemental Navigator CDBG-CV | 05Q | LMC | \$11.62 |
| | | | 6469906 | Supplemental Navigator CDBG-CV | 05Q | LMC | \$48.19 |
| | | | 6469907 | Supplemental Navigator CDBG-CV | 05Q | LMC | \$128.51 |
| | | | 6469908 | Supplemental Navigator CDBG-CV | 05Q | LMC | \$43.10 |
| | | | 6469911 | Supplemental Navigator CDBG-CV | 05Q | LMC | \$165.15 |
| | | | 6469912 | Supplemental Navigator CDBG-CV | 05Q | LMC | \$34.48 |
| | | | 6469914 | Supplemental Navigator CDBG-CV | 05Q | LMC | \$115.25 |
| | | | 6469917 | Supplemental Navigator CDBG-CV | 05Q | LMC | \$49.24 |



Office of Community Planning and Development
U.S. Department of Housing and Urban Development
Integrated Disbursement and Information System
PR26 - CDBG-CV Financial Summary Report
CITRUS HEIGHTS , CA

DATE: 03-26-24
TIME: 17:39
PAGE: 3

| Plan Year | IDIS Project | IDIS Activity | Voucher Number | Activity Name | Matrix Code | National Objective | Drawn Amount |
|-----------|--------------|---------------|----------------|--------------------------------|-------------|--------------------|--------------|
| 2020 | 11 | 225 | 6469918 | Supplemental Navigator CDBG-CV | 05Q | LMC | \$19.10 |
| | | | 6469921 | Supplemental Navigator CDBG-CV | 05Q | LMC | \$34.48 |
| | | | 6469923 | Supplemental Navigator CDBG-CV | 05Q | LMC | \$46.87 |
| | | | 6469924 | Supplemental Navigator CDBG-CV | 05Q | LMC | \$25.14 |
| | | | 6469926 | Supplemental Navigator CDBG-CV | 05Q | LMC | \$31.34 |
| | | | 6469929 | Supplemental Navigator CDBG-CV | 05Q | LMC | \$32.26 |
| | | | 6469930 | Supplemental Navigator CDBG-CV | 05Q | LMC | \$60.93 |
| | | | 6469931 | Supplemental Navigator CDBG-CV | 05Q | LMC | \$37.00 |
| | | | 6469932 | Supplemental Navigator CDBG-CV | 05Q | LMC | \$24.67 |
| | | | 6469933 | Supplemental Navigator CDBG-CV | 05Q | LMC | \$45.79 |
| | | | 6469935 | Supplemental Navigator CDBG-CV | 05Q | LMC | \$49.03 |
| | | | 6469938 | Supplemental Navigator CDBG-CV | 05Q | LMC | \$627.00 |
| | | | 6469940 | Supplemental Navigator CDBG-CV | 05Q | LMC | \$689.70 |
| | | | 6469941 | Supplemental Navigator CDBG-CV | 05Q | LMC | \$313.50 |
| | | | 6469942 | Supplemental Navigator CDBG-CV | 05Q | LMC | \$689.70 |
| | | | 6469954 | Supplemental Navigator CDBG-CV | 05Q | LMC | \$689.70 |
| | | | 6469955 | Supplemental Navigator CDBG-CV | 05Q | LMC | \$689.70 |
| | | | 6469956 | Supplemental Navigator CDBG-CV | 05Q | LMC | \$873.24 |
| | | | 6469957 | Supplemental Navigator CDBG-CV | 05Q | LMC | \$501.60 |
| | | | 6469959 | Supplemental Navigator CDBG-CV | 05Q | LMC | \$188.10 |
| | | | 6469960 | Supplemental Navigator CDBG-CV | 05Q | LMC | \$501.60 |
| | | | 6469961 | Supplemental Navigator CDBG-CV | 05Q | LMC | \$501.60 |
| | | | 6469962 | Supplemental Navigator CDBG-CV | 05Q | LMC | \$438.90 |
| | | | 6469963 | Supplemental Navigator CDBG-CV | 05Q | LMC | \$501.60 |
| | | | 6469964 | Supplemental Navigator CDBG-CV | 05Q | LMC | \$250.80 |
| | | | 6469965 | Supplemental Navigator CDBG-CV | 05Q | LMC | \$1,316.70 |
| | | | 6469967 | Supplemental Navigator CDBG-CV | 05Q | LMC | \$313.50 |
| | | | 6469968 | Supplemental Navigator CDBG-CV | 05Q | LMC | \$1,316.70 |
| | | | 6469970 | Supplemental Navigator CDBG-CV | 05Q | LMC | \$1,818.30 |
| | | | 6469972 | Supplemental Navigator CDBG-CV | 05Q | LMC | \$188.10 |
| | | | 6469974 | Supplemental Navigator CDBG-CV | 05Q | LMC | \$1,316.70 |
| | | | 6469975 | Supplemental Navigator CDBG-CV | 05Q | LMC | \$877.80 |
| | | | 6469977 | Supplemental Navigator CDBG-CV | 05Q | LMC | \$877.80 |
| | | | 6469979 | Supplemental Navigator CDBG-CV | 05Q | LMC | \$815.10 |
| | | | 6469980 | Supplemental Navigator CDBG-CV | 05Q | LMC | \$815.10 |
| | | | 6469982 | Supplemental Navigator CDBG-CV | 05Q | LMC | \$877.80 |
| | | | 6469984 | Supplemental Navigator CDBG-CV | 05Q | LMC | \$1,415.00 |
| | | | 6469986 | Supplemental Navigator CDBG-CV | 05Q | LMC | \$1,800.00 |
| | | | 6469988 | Supplemental Navigator CDBG-CV | 05Q | LMC | \$600.00 |
| | | | 6469990 | Supplemental Navigator CDBG-CV | 05Q | LMC | \$875.60 |
| | | | 6469993 | Supplemental Navigator CDBG-CV | 05Q | LMC | \$875.60 |
| | | | 6469995 | Supplemental Navigator CDBG-CV | 05Q | LMC | \$875.60 |
| | | | 6469997 | Supplemental Navigator CDBG-CV | 05Q | LMC | \$875.60 |
| | | | 6469998 | Supplemental Navigator CDBG-CV | 05Q | LMC | \$875.60 |
| | | | 6469999 | Supplemental Navigator CDBG-CV | 05Q | LMC | \$932.25 |
| | | | 6470001 | Supplemental Navigator CDBG-CV | 05Q | LMC | \$1,433.85 |
| | | | 6470002 | Supplemental Navigator CDBG-CV | 05Q | LMC | \$1,559.25 |
| | | | 6470003 | Supplemental Navigator CDBG-CV | 05Q | LMC | \$493.35 |
| | | | 6470005 | Supplemental Navigator CDBG-CV | 05Q | LMC | \$2,123.55 |
| | | | 6470006 | Supplemental Navigator CDBG-CV | 05Q | LMC | \$807.95 |
| | | | 6470008 | Supplemental Navigator CDBG-CV | 05Q | LMC | \$807.95 |
| | | | 6470009 | Supplemental Navigator CDBG-CV | 05Q | LMC | \$807.95 |
| | | | 6470011 | Supplemental Navigator CDBG-CV | 05Q | LMC | \$807.95 |
| | | | 6470012 | Supplemental Navigator CDBG-CV | 05Q | LMC | \$807.95 |
| | | | 6470014 | Supplemental Navigator CDBG-CV | 05Q | LMC | \$435.05 |
| | | | 6470015 | Supplemental Navigator CDBG-CV | 05Q | LMC | \$870.10 |
| | | | 6470016 | Supplemental Navigator CDBG-CV | 05Q | LMC | \$870.10 |
| | | | 6470018 | Supplemental Navigator CDBG-CV | 05Q | LMC | \$870.10 |
| | | | 6470019 | Supplemental Navigator CDBG-CV | 05Q | LMC | \$870.10 |
| | | | 6470021 | Supplemental Navigator CDBG-CV | 05Q | LMC | \$870.10 |
| | | | 6470022 | Supplemental Navigator CDBG-CV | 05Q | LMC | \$1,100.00 |



Office of Community Planning and Development
U.S. Department of Housing and Urban Development
Integrated Disbursement and Information System
PR26 - CDBG-CV Financial Summary Report
CITRUS HEIGHTS , CA

DATE: 03-26-24
TIME: 17:39
PAGE: 4

| Plan Year | IDIS Project | IDIS Activity | Voucher Number | Activity Name | Matrix Code | National Objective | Drawn Amount |
|-----------|--------------|---------------|----------------|--------------------------------|-------------|--------------------|--------------|
| 2020 | 11 | 225 | 6470024 | Supplemental Navigator CDBG-CV | 05Q | LMC | \$600.00 |
| | | | 6470025 | Supplemental Navigator CDBG-CV | 05Q | LMC | \$310.75 |
| | | | 6470026 | Supplemental Navigator CDBG-CV | 05Q | LMC | \$870.10 |
| | | | 6470027 | Supplemental Navigator CDBG-CV | 05Q | LMC | \$1,180.85 |
| | | | 6470028 | Supplemental Navigator CDBG-CV | 05Q | LMC | \$1,740.20 |
| | | | 6470030 | Supplemental Navigator CDBG-CV | 05Q | LMC | \$1,429.45 |
| | | | 6470031 | Supplemental Navigator CDBG-CV | 05Q | LMC | \$1,740.20 |
| | | | 6470032 | Supplemental Navigator CDBG-CV | 05Q | LMC | \$870.10 |
| | | | 6470034 | Supplemental Navigator CDBG-CV | 05Q | LMC | \$870.10 |
| | | | 6470036 | Supplemental Navigator CDBG-CV | 05Q | LMC | \$870.10 |
| | | | 6470038 | Supplemental Navigator CDBG-CV | 05Q | LMC | \$1,200.00 |
| | | | 6535728 | Supplemental Navigator CDBG-CV | 05Q | LMC | \$59.21 |
| | | | 6535729 | Supplemental Navigator CDBG-CV | 05Q | LMC | \$45.90 |
| | | | 6535731 | Supplemental Navigator CDBG-CV | 05Q | LMC | \$21.92 |
| | | | 6535732 | Supplemental Navigator CDBG-CV | 05Q | LMC | \$36.63 |
| | | | 6535733 | Supplemental Navigator CDBG-CV | 05Q | LMC | \$15.56 |
| | | | 6535734 | Supplemental Navigator CDBG-CV | 05Q | LMC | \$40.90 |
| | | | 6535735 | Supplemental Navigator CDBG-CV | 05Q | LMC | \$36.14 |
| | | | 6535736 | Supplemental Navigator CDBG-CV | 05Q | LMC | \$31.19 |
| | | | 6535738 | Supplemental Navigator CDBG-CV | 05Q | LMC | \$58.40 |
| | | | 6535739 | Supplemental Navigator CDBG-CV | 05Q | LMC | \$31.19 |
| | | | 6535740 | Supplemental Navigator CDBG-CV | 05Q | LMC | \$9.32 |
| | | | 6535741 | Supplemental Navigator CDBG-CV | 05Q | LMC | \$30.67 |
| | | | 6535742 | Supplemental Navigator CDBG-CV | 05Q | LMC | \$11.19 |
| | | | 6535743 | Supplemental Navigator CDBG-CV | 05Q | LMC | \$45.79 |
| | | | 6535744 | Supplemental Navigator CDBG-CV | 05Q | LMC | \$16.16 |
| | | | 6535745 | Supplemental Navigator CDBG-CV | 05Q | LMC | \$11.85 |
| | | | 6535746 | Supplemental Navigator CDBG-CV | 05Q | LMC | \$22.24 |
| | | | 6535747 | Supplemental Navigator CDBG-CV | 05Q | LMC | \$22.15 |
| | | | 6535748 | Supplemental Navigator CDBG-CV | 05Q | LMC | \$28.76 |
| | | | 6535749 | Supplemental Navigator CDBG-CV | 05Q | LMC | \$11.85 |
| | | | 6535750 | Supplemental Navigator CDBG-CV | 05Q | LMC | \$994.40 |
| | | | 6535751 | Supplemental Navigator CDBG-CV | 05Q | LMC | \$994.40 |
| | | | 6535752 | Supplemental Navigator CDBG-CV | 05Q | LMC | \$124.30 |
| | | | 6535753 | Supplemental Navigator CDBG-CV | 05Q | LMC | \$62.15 |
| | | | 6535754 | Supplemental Navigator CDBG-CV | 05Q | LMC | \$745.80 |
| | | | 6535756 | Supplemental Navigator CDBG-CV | 05Q | LMC | \$745.80 |
| | | | 6535757 | Supplemental Navigator CDBG-CV | 05Q | LMC | \$186.45 |
| | | | 6535758 | Supplemental Navigator CDBG-CV | 05Q | LMC | \$870.10 |
| | | | 6535759 | Supplemental Navigator CDBG-CV | 05Q | LMC | \$870.10 |
| | | | 6535760 | Supplemental Navigator CDBG-CV | 05Q | LMC | \$870.10 |
| | | | 6535761 | Supplemental Navigator CDBG-CV | 05Q | LMC | \$872.30 |
| | | | 6535762 | Supplemental Navigator CDBG-CV | 05Q | LMC | \$872.30 |
| | | | 6535763 | Supplemental Navigator CDBG-CV | 05Q | LMC | \$872.30 |
| | | | 6535764 | Supplemental Navigator CDBG-CV | 05Q | LMC | \$1,065.90 |
| | | | 6535766 | Supplemental Navigator CDBG-CV | 05Q | LMC | \$1,065.90 |
| | | | 6535767 | Supplemental Navigator CDBG-CV | 05Q | LMC | \$1,065.90 |
| | | | 6535768 | Supplemental Navigator CDBG-CV | 05Q | LMC | \$689.70 |
| | | | 6535769 | Supplemental Navigator CDBG-CV | 05Q | LMC | \$689.70 |
| | | | 6535770 | Supplemental Navigator CDBG-CV | 05Q | LMC | \$689.70 |
| | | | 6535771 | Supplemental Navigator CDBG-CV | 05Q | LMC | \$689.70 |
| | | | 6535772 | Supplemental Navigator CDBG-CV | 05Q | LMC | \$689.70 |
| | | | 6535773 | Supplemental Navigator CDBG-CV | 05Q | LMC | \$877.80 |
| | | | 6535774 | Supplemental Navigator CDBG-CV | 05Q | LMC | \$877.80 |
| | | | 6535775 | Supplemental Navigator CDBG-CV | 05Q | LMC | \$877.80 |
| | | | 6535776 | Supplemental Navigator CDBG-CV | 05Q | LMC | \$877.80 |
| | | | 6535778 | Supplemental Navigator CDBG-CV | 05Q | LMC | \$600.00 |
| | | | 6535779 | Supplemental Navigator CDBG-CV | 05Q | LMC | \$600.00 |
| | | | 6535780 | Supplemental Navigator CDBG-CV | 05Q | LMC | \$1,800.00 |
| | | | 6535781 | Supplemental Navigator CDBG-CV | 05Q | LMC | \$815.10 |
| | | | 6535782 | Supplemental Navigator CDBG-CV | 05Q | LMC | \$877.80 |



Office of Community Planning and Development
U.S. Department of Housing and Urban Development
Integrated Disbursement and Information System
PR26 - CDBG-CV Financial Summary Report
CITRUS HEIGHTS , CA

DATE: 03-26-24
TIME: 17:39
PAGE: 5

| Plan Year | IDIS Project | IDIS Activity | Voucher Number | Activity Name | Matrix Code | National Objective | Drawn Amount |
|-----------|--------------|---------------|----------------|---|-------------|--------------------|--------------|
| 2020 | 11 | 225 | 6535783 | Supplemental Navigator CDBG-CV | 05Q | LMC | \$877.80 |
| | | | 6535784 | Supplemental Navigator CDBG-CV | 05Q | LMC | \$877.80 |
| | | | 6535785 | Supplemental Navigator CDBG-CV | 05Q | LMC | \$877.80 |
| | | | 6535786 | Supplemental Navigator CDBG-CV | 05Q | LMC | \$877.80 |
| | | | 6535787 | Supplemental Navigator CDBG-CV | 05Q | LMC | \$62.70 |
| | | | 6535788 | Supplemental Navigator CDBG-CV | 05Q | LMC | \$1,191.30 |
| | | | 6535789 | Supplemental Navigator CDBG-CV | 05Q | LMC | \$1,567.50 |
| | | | 6535790 | Supplemental Navigator CDBG-CV | 05Q | LMC | \$62.15 |
| | | | 6535791 | Supplemental Navigator CDBG-CV | 05Q | LMC | \$313.50 |
| | | | 6535792 | Supplemental Navigator CDBG-CV | 05Q | LMC | \$1,191.30 |
| | | | 6535794 | Supplemental Navigator CDBG-CV | 05Q | LMC | \$600.00 |
| | | | 6535795 | Supplemental Navigator CDBG-CV | 05Q | LMC | \$600.00 |
| | | | 6535796 | Supplemental Navigator CDBG-CV | 05Q | LMC | \$600.00 |
| | | | 6535797 | Supplemental Navigator CDBG-CV | 05Q | LMC | \$761.60 |
| | | | 6535800 | Supplemental Navigator CDBG-CV | 05Q | LMC | \$250.80 |
| | | | 6535801 | Supplemental Navigator CDBG-CV | 05Q | LMC | \$2,856.00 |
| | | | 6535802 | Supplemental Navigator CDBG-CV | 05Q | LMC | \$438.90 |
| | | | 6535803 | Supplemental Navigator CDBG-CV | 05Q | LMC | \$438.87 |
| | | | 6535804 | Supplemental Navigator CDBG-CV | 05Q | LMC | \$2,856.00 |
| | | | 6535805 | Supplemental Navigator CDBG-CV | 05Q | LMC | \$3,281.00 |
| | | | 6539948 | Supplemental Navigator CDBG-CV | 05Q | LMC | \$45.00 |
| | | | 6593388 | Supplemental Navigator CDBG-CV | 05Q | LMC | \$600.00 |
| | | | 6593389 | Supplemental Navigator CDBG-CV | 05Q | LMC | \$600.00 |
| | | | 6593391 | Supplemental Navigator CDBG-CV | 05Q | LMC | \$7,950.00 |
| | | | 6593393 | Supplemental Navigator CDBG-CV | 05Q | LMC | \$796.66 |
| | | | 6593394 | Supplemental Navigator CDBG-CV | 05Q | LMC | \$1,095.00 |
| | | | 6593395 | Supplemental Navigator CDBG-CV | 05Q | LMC | \$918.40 |
| | | | 6593397 | Supplemental Navigator CDBG-CV | 05Q | LMC | \$185.17 |
| | | | 6593399 | Supplemental Navigator CDBG-CV | 05Q | LMC | \$600.00 |
| | | | 6593400 | Supplemental Navigator CDBG-CV | 05Q | LMC | \$600.00 |
| | | | 6593401 | Supplemental Navigator CDBG-CV | 05Q | LMC | \$1,148.00 |
| | | | 6593403 | Supplemental Navigator CDBG-CV | 05Q | LMC | \$503.00 |
| | | | 6593404 | Supplemental Navigator CDBG-CV | 05Q | LMC | \$600.00 |
| | | | 6593405 | Supplemental Navigator CDBG-CV | 05Q | LMC | \$750.00 |
| | | | 6593406 | Supplemental Navigator CDBG-CV | 05Q | LMC | \$1,148.00 |
| | | | 6593409 | Supplemental Navigator CDBG-CV | 05Q | LMC | \$1,148.00 |
| | | | 6593410 | Supplemental Navigator CDBG-CV | 05Q | LMC | \$470.00 |
| | | | 6593411 | Supplemental Navigator CDBG-CV | 05Q | LMC | \$1,584.27 |
| | | | 6593412 | Supplemental Navigator CDBG-CV | 05Q | LMC | \$600.00 |
| | | | 6593413 | Supplemental Navigator CDBG-CV | 05Q | LMC | \$600.00 |
| | | | 6593415 | Supplemental Navigator CDBG-CV | 05Q | LMC | \$600.00 |
| | | | 6593416 | Supplemental Navigator CDBG-CV | 05Q | LMC | \$1,148.00 |
| | | | 6593417 | Supplemental Navigator CDBG-CV | 05Q | LMC | \$600.00 |
| | | | 6593418 | Supplemental Navigator CDBG-CV | 05Q | LMC | \$1,148.00 |
| | | | 6593419 | Supplemental Navigator CDBG-CV | 05Q | LMC | \$600.00 |
| | | | 6593420 | Supplemental Navigator CDBG-CV | 05Q | LMC | \$952.00 |
| | | | 6593421 | Supplemental Navigator CDBG-CV | 05Q | LMC | \$1,148.00 |
| | | | 6593422 | Supplemental Navigator CDBG-CV | 05Q | LMC | \$2,434.77 |
| | | | 6618666 | Supplemental Navigator CDBG-CV | 05Q | LMC | \$17,671.28 |
| | | | 6653443 | Supplemental Navigator CDBG-CV | 05Q | LMC | \$13,005.74 |
| | | | 6677248 | Supplemental Navigator CDBG-CV | 05Q | LMC | \$10,920.39 |
| | | | 6699279 | Supplemental Navigator CDBG-CV | 05Q | LMC | \$70,406.47 |
| | | | 6709495 | Supplemental Navigator CDBG-CV | 05Q | LMC | \$3,308.37 |
| | | | 6736950 | Supplemental Navigator CDBG-CV | 05Q | LMC | \$33,291.21 |
| | | | 6789599 | Supplemental Navigator CDBG-CV | 05Q | LMC | \$6,918.40 |
| | | | 6821070 | Supplemental Navigator CDBG-CV | 05Q | LMC | \$1,200.00 |
| | | | 6869528 | Supplemental Navigator CDBG-CV | 05Q | LMC | \$1,540.00 |
| | | 226 | 6469665 | Sunrise Christian Food Ministry CDBG-CV-1 | 05W | LMC | \$2,337.76 |
| | | | 6469670 | Sunrise Christian Food Ministry CDBG-CV-1 | 05W | LMC | \$601.78 |
| | | | 6470041 | Sunrise Christian Food Ministry CDBG-CV-1 | 05W | LMC | \$1,522.03 |
| | | | 6470042 | Sunrise Christian Food Ministry CDBG-CV-1 | 05W | LMC | \$1,839.87 |



Office of Community Planning and Development
U.S. Department of Housing and Urban Development
Integrated Disbursement and Information System
PR26 - CDBG-CV Financial Summary Report
CITRUS HEIGHTS , CA

DATE: 03-26-24
TIME: 17:39
PAGE: 6

| Plan Year | IDIS Project | IDIS Activity | Voucher Number | Activity Name | Matrix Code | National Objective | Drawn Amount |
|-----------|--------------|---------------|----------------|--|-------------|--------------------|--------------|
| 2020 | 11 | 226 | 6470043 | Sunrise Christian Food Ministry CDBG-CV-1 | 05W | LMC | \$2,561.78 |
| | | | 6470046 | Sunrise Christian Food Ministry CDBG-CV-1 | 05W | LMC | \$3,994.46 |
| | | | 6470047 | Sunrise Christian Food Ministry CDBG-CV-1 | 05W | LMC | \$6,349.21 |
| | | | 6699276 | Sunrise Christian Food Ministry CDBG-CV-1 | 05W | LMC | \$3,559.88 |
| | | | 6737034 | Sunrise Christian Food Ministry CDBG-CV-1 | 05W | LMC | \$7,233.23 |
| | | 227 | 6469665 | WEAVE CDBG-CV-1 | 05G | LMC | \$22,721.24 |
| | | | 6469671 | WEAVE CDBG-CV-1 | 05G | LMC | \$5,257.86 |
| | | | 6535586 | WEAVE CDBG-CV-1 | 05G | LMC | \$923.34 |
| | | | 6535810 | WEAVE CDBG-CV-1 | 05G | LMC | \$1,097.57 |
| | 13 | 232 | 6535811 | Single Mom Strong CDBG-CV-3 (Phase I) | 05D | LMC | \$3,303.52 |
| | | | 6593434 | Single Mom Strong CDBG-CV-3 (Phase I) | 05D | LMC | \$1,385.73 |
| | | | 6618663 | Single Mom Strong CDBG-CV-3 (Phase I) | 05D | LMC | \$4,410.75 |
| | | 243 | 6593424 | Meals on Wheels CDBG-CV-3 (Phase I & II) | 05A | LMC | \$8,141.34 |
| | | | 6593425 | Meals on Wheels CDBG-CV-3 (Phase I & II) | 05A | LMC | \$8,395.14 |
| | | | 6593426 | Meals on Wheels CDBG-CV-3 (Phase I & II) | 05A | LMC | \$10,916.22 |
| | | | 6593428 | Meals on Wheels CDBG-CV-3 (Phase I & II) | 05A | LMC | \$8,908.38 |
| | | | 6604618 | Meals on Wheels CDBG-CV-3 (Phase I & II) | 05A | LMC | \$8,595.36 |
| | | | 6604620 | Meals on Wheels CDBG-CV-3 (Phase I & II) | 05A | LMC | \$9,695.16 |
| | | | 6653430 | Meals on Wheels CDBG-CV-3 (Phase I & II) | 05A | LMC | \$21,009.00 |
| | | | 6677249 | Meals on Wheels CDBG-CV-3 (Phase I & II) | 05A | LMC | \$28,096.40 |
| | | 244 | 6653421 | Campus Life Connection CDBG-CV-3 (Phase I & II) | 05D | LMC | \$14,235.60 |
| | | | 6677250 | Campus Life Connection CDBG-CV-3 (Phase I & II) | 05D | LMC | \$764.40 |
| | | | 6737028 | Campus Life Connection CDBG-CV-3 (Phase I & II) | 05D | LMC | \$2,567.44 |
| | | | 6789592 | Campus Life Connection CDBG-CV-3 (Phase I & II) | 05D | LMC | \$16,008.84 |
| | | | 6821066 | Campus Life Connection CDBG-CV-3 (Phase I & II) | 05D | LMC | \$10,235.18 |
| | | 245 | 6737037 | Sunrise Christian Food Ministry CDBG-CV-3 (Phase I and II) | 05W | LMC | \$7,397.99 |
| | | | 6789596 | Sunrise Christian Food Ministry CDBG-CV-3 (Phase I and II) | 05W | LMC | \$2,204.88 |
| | | | 6821068 | Sunrise Christian Food Ministry CDBG-CV-3 (Phase I and II) | 05W | LMC | \$4,705.32 |
| | | | 6869523 | Sunrise Christian Food Ministry CDBG-CV-3 (Phase I and II) | 05W | LMC | \$4,273.81 |
| | | 248 | 6604617 | Renters Helpline Community Outreach & Website Updates CDBG-CV-3 (Phase II) | 05K | LMC | \$1,162.76 |
| | | | 6653411 | Renters Helpline Community Outreach & Website Updates CDBG-CV-3 (Phase II) | 05K | LMC | \$5,940.33 |
| | | | 6677251 | Renters Helpline Community Outreach & Website Updates CDBG-CV-3 (Phase II) | 05K | LMC | \$7,149.13 |
| | | | 6699264 | Renters Helpline Community Outreach & Website Updates CDBG-CV-3 (Phase II) | 05K | LMC | \$2,676.78 |
| | | 250 | 6653399 | Critical Home Repair Grant Program (CDBG-CV3) | 14A | LMH | \$15,566.87 |
| | | | 6677258 | Critical Home Repair Grant Program (CDBG-CV3) | 14A | LMH | \$8,408.99 |
| | | | 6699240 | Critical Home Repair Grant Program (CDBG-CV3) | 14A | LMH | \$47,552.05 |
| | | | 6709493 | Critical Home Repair Grant Program (CDBG-CV3) | 14A | LMH | \$18,855.51 |
| | | | 6737125 | Critical Home Repair Grant Program (CDBG-CV3) | 14A | LMH | \$6,061.58 |
| | | 258 | 6677254 | PRIDE Industries (CDBG-CV-3, Phase II) | 05D | LMC | \$4,831.79 |
| | | | 6699250 | PRIDE Industries (CDBG-CV-3, Phase II) | 05D | LMC | \$1,075.05 |
| | | | 6709494 | PRIDE Industries (CDBG-CV-3, Phase II) | 05D | LMC | \$5,826.72 |
| | | | 6737024 | PRIDE Industries (CDBG-CV-3, Phase II) | 05D | LMC | \$5,064.94 |
| | | | 6821064 | PRIDE Industries (CDBG-CV-3, Phase II) | 05D | LMC | \$4,782.84 |
| | | | 6869525 | PRIDE Industries (CDBG-CV-3, Phase II) | 05D | LMC | \$11,923.08 |
| Total | | | | | | | \$708,476.95 |

LINE 16 DETAIL: ACTIVITIES INCLUDED IN THE COMPUTATION OF LINE 16

| Plan Year | IDIS Project | IDIS Activity | Voucher Number | Activity Name | Matrix Code | National Objective | Drawn Amount |
|-----------|--------------|---------------|----------------|----------------------------------|-------------|--------------------|--------------|
| 2020 | 11 | 224 | 6469666 | Campus Life Connection CDBG-CV-1 | 05W | LMC | \$4,191.66 |
| | | | 6469667 | Campus Life Connection CDBG-CV-1 | 05W | LMC | \$6,171.92 |
| | | | 6469668 | Campus Life Connection CDBG-CV-1 | 05W | LMC | \$5,318.78 |
| | | | 6470039 | Campus Life Connection CDBG-CV-1 | 05W | LMC | \$67.64 |
| | | 225 | 6468593 | Supplemental Navigator CDBG-CV | 05Q | LMC | \$2,508.00 |
| | | | 6468595 | Supplemental Navigator CDBG-CV | 05Q | LMC | \$2,508.00 |
| | | | 6469644 | Supplemental Navigator CDBG-CV | 05Q | LMC | \$2,508.00 |



Office of Community Planning and Development
U.S. Department of Housing and Urban Development
Integrated Disbursement and Information System
PR26 - CDBG-CV Financial Summary Report
CITRUS HEIGHTS , CA

DATE: 03-26-24
TIME: 17:39
PAGE: 7

| Plan Year | IDIS Project | IDIS Activity | Voucher Number | Activity Name | Matrix Code | National Objective | Drawn Amount |
|-----------|--------------|---------------|----------------|--------------------------------|-------------|--------------------|--------------|
| 2020 | 11 | 225 | 6469645 | Supplemental Navigator CDBG-CV | 05Q | LMC | \$1,818.30 |
| | | | 6469646 | Supplemental Navigator CDBG-CV | 05Q | LMC | \$2,508.00 |
| | | | 6469647 | Supplemental Navigator CDBG-CV | 05Q | LMC | \$1,727.10 |
| | | | 6469648 | Supplemental Navigator CDBG-CV | 05Q | LMC | \$1,288.20 |
| | | | 6469649 | Supplemental Navigator CDBG-CV | 05Q | LMC | \$62.70 |
| | | | 6469650 | Supplemental Navigator CDBG-CV | 05Q | LMC | \$940.50 |
| | | | 6469652 | Supplemental Navigator CDBG-CV | 05Q | LMC | \$501.60 |
| | | | 6469653 | Supplemental Navigator CDBG-CV | 05Q | LMC | \$376.20 |
| | | | 6469654 | Supplemental Navigator CDBG-CV | 05Q | LMC | \$877.80 |
| | | | 6469655 | Supplemental Navigator CDBG-CV | 05Q | LMC | \$877.80 |
| | | | 6469656 | Supplemental Navigator CDBG-CV | 05Q | LMC | \$940.50 |
| | | | 6469657 | Supplemental Navigator CDBG-CV | 05Q | LMC | \$940.50 |
| | | | 6469658 | Supplemental Navigator CDBG-CV | 05Q | LMC | \$144.69 |
| | | | 6469659 | Supplemental Navigator CDBG-CV | 05Q | LMC | \$123.00 |
| | | | 6469660 | Supplemental Navigator CDBG-CV | 05Q | LMC | \$52.95 |
| | | | 6469661 | Supplemental Navigator CDBG-CV | 05Q | LMC | \$150.69 |
| | | | 6469662 | Supplemental Navigator CDBG-CV | 05Q | LMC | \$70.30 |
| | | | 6469663 | Supplemental Navigator CDBG-CV | 05Q | LMC | \$245.00 |
| | | | 6469892 | Supplemental Navigator CDBG-CV | 05Q | LMC | \$20.75 |
| | | | 6469894 | Supplemental Navigator CDBG-CV | 05Q | LMC | \$64.78 |
| | | | 6469896 | Supplemental Navigator CDBG-CV | 05Q | LMC | \$53.88 |
| | | | 6469899 | Supplemental Navigator CDBG-CV | 05Q | LMC | \$19.16 |
| | | | 6469901 | Supplemental Navigator CDBG-CV | 05Q | LMC | \$11.62 |
| | | | 6469906 | Supplemental Navigator CDBG-CV | 05Q | LMC | \$48.19 |
| | | | 6469907 | Supplemental Navigator CDBG-CV | 05Q | LMC | \$128.51 |
| | | | 6469908 | Supplemental Navigator CDBG-CV | 05Q | LMC | \$43.10 |
| | | | 6469911 | Supplemental Navigator CDBG-CV | 05Q | LMC | \$165.15 |
| | | | 6469912 | Supplemental Navigator CDBG-CV | 05Q | LMC | \$34.48 |
| | | | 6469914 | Supplemental Navigator CDBG-CV | 05Q | LMC | \$115.25 |
| | | | 6469917 | Supplemental Navigator CDBG-CV | 05Q | LMC | \$49.24 |
| | | | 6469918 | Supplemental Navigator CDBG-CV | 05Q | LMC | \$19.10 |
| | | | 6469921 | Supplemental Navigator CDBG-CV | 05Q | LMC | \$34.48 |
| | | | 6469923 | Supplemental Navigator CDBG-CV | 05Q | LMC | \$46.87 |
| | | | 6469924 | Supplemental Navigator CDBG-CV | 05Q | LMC | \$25.14 |
| | | | 6469926 | Supplemental Navigator CDBG-CV | 05Q | LMC | \$31.34 |
| | | | 6469929 | Supplemental Navigator CDBG-CV | 05Q | LMC | \$32.26 |
| | | | 6469930 | Supplemental Navigator CDBG-CV | 05Q | LMC | \$60.93 |
| | | | 6469931 | Supplemental Navigator CDBG-CV | 05Q | LMC | \$37.00 |
| | | | 6469932 | Supplemental Navigator CDBG-CV | 05Q | LMC | \$24.67 |
| | | | 6469933 | Supplemental Navigator CDBG-CV | 05Q | LMC | \$45.79 |
| | | | 6469935 | Supplemental Navigator CDBG-CV | 05Q | LMC | \$49.03 |
| | | | 6469938 | Supplemental Navigator CDBG-CV | 05Q | LMC | \$627.00 |
| | | | 6469940 | Supplemental Navigator CDBG-CV | 05Q | LMC | \$689.70 |
| | | | 6469941 | Supplemental Navigator CDBG-CV | 05Q | LMC | \$313.50 |
| | | | 6469942 | Supplemental Navigator CDBG-CV | 05Q | LMC | \$689.70 |
| | | | 6469954 | Supplemental Navigator CDBG-CV | 05Q | LMC | \$689.70 |
| | | | 6469955 | Supplemental Navigator CDBG-CV | 05Q | LMC | \$689.70 |
| | | | 6469956 | Supplemental Navigator CDBG-CV | 05Q | LMC | \$873.24 |
| | | | 6469957 | Supplemental Navigator CDBG-CV | 05Q | LMC | \$501.60 |
| | | | 6469959 | Supplemental Navigator CDBG-CV | 05Q | LMC | \$188.10 |
| | | | 6469960 | Supplemental Navigator CDBG-CV | 05Q | LMC | \$501.60 |
| | | | 6469961 | Supplemental Navigator CDBG-CV | 05Q | LMC | \$501.60 |
| | | | 6469962 | Supplemental Navigator CDBG-CV | 05Q | LMC | \$438.90 |
| | | | 6469963 | Supplemental Navigator CDBG-CV | 05Q | LMC | \$501.60 |
| | | | 6469964 | Supplemental Navigator CDBG-CV | 05Q | LMC | \$250.80 |
| | | | 6469965 | Supplemental Navigator CDBG-CV | 05Q | LMC | \$1,316.70 |
| | | | 6469967 | Supplemental Navigator CDBG-CV | 05Q | LMC | \$313.50 |
| | | | 6469968 | Supplemental Navigator CDBG-CV | 05Q | LMC | \$1,316.70 |
| | | | 6469970 | Supplemental Navigator CDBG-CV | 05Q | LMC | \$1,818.30 |
| | | | 6469972 | Supplemental Navigator CDBG-CV | 05Q | LMC | \$188.10 |
| | | | 6469974 | Supplemental Navigator CDBG-CV | 05Q | LMC | \$1,316.70 |



Office of Community Planning and Development
U.S. Department of Housing and Urban Development
Integrated Disbursement and Information System
PR26 - CDBG-CV Financial Summary Report
CITRUS HEIGHTS , CA

DATE: 03-26-24
TIME: 17:39
PAGE: 8

| Plan Year | IDIS Project | IDIS Activity | Voucher Number | Activity Name | Matrix Code | National Objective | Drawn Amount |
|-----------|--------------|---------------|----------------|--------------------------------|-------------|--------------------|--------------|
| 2020 | 11 | 225 | 6469975 | Supplemental Navigator CDBG-CV | 05Q | LMC | \$877.80 |
| | | | 6469977 | Supplemental Navigator CDBG-CV | 05Q | LMC | \$877.80 |
| | | | 6469979 | Supplemental Navigator CDBG-CV | 05Q | LMC | \$815.10 |
| | | | 6469980 | Supplemental Navigator CDBG-CV | 05Q | LMC | \$815.10 |
| | | | 6469982 | Supplemental Navigator CDBG-CV | 05Q | LMC | \$877.80 |
| | | | 6469984 | Supplemental Navigator CDBG-CV | 05Q | LMC | \$1,415.00 |
| | | | 6469986 | Supplemental Navigator CDBG-CV | 05Q | LMC | \$1,800.00 |
| | | | 6469988 | Supplemental Navigator CDBG-CV | 05Q | LMC | \$600.00 |
| | | | 6469990 | Supplemental Navigator CDBG-CV | 05Q | LMC | \$875.60 |
| | | | 6469993 | Supplemental Navigator CDBG-CV | 05Q | LMC | \$875.60 |
| | | | 6469995 | Supplemental Navigator CDBG-CV | 05Q | LMC | \$875.60 |
| | | | 6469997 | Supplemental Navigator CDBG-CV | 05Q | LMC | \$875.60 |
| | | | 6469998 | Supplemental Navigator CDBG-CV | 05Q | LMC | \$875.60 |
| | | | 6469999 | Supplemental Navigator CDBG-CV | 05Q | LMC | \$932.25 |
| | | | 6470001 | Supplemental Navigator CDBG-CV | 05Q | LMC | \$1,433.85 |
| | | | 6470002 | Supplemental Navigator CDBG-CV | 05Q | LMC | \$1,559.25 |
| | | | 6470003 | Supplemental Navigator CDBG-CV | 05Q | LMC | \$493.35 |
| | | | 6470005 | Supplemental Navigator CDBG-CV | 05Q | LMC | \$2,123.55 |
| | | | 6470006 | Supplemental Navigator CDBG-CV | 05Q | LMC | \$807.95 |
| | | | 6470008 | Supplemental Navigator CDBG-CV | 05Q | LMC | \$807.95 |
| | | | 6470009 | Supplemental Navigator CDBG-CV | 05Q | LMC | \$807.95 |
| | | | 6470011 | Supplemental Navigator CDBG-CV | 05Q | LMC | \$807.95 |
| | | | 6470012 | Supplemental Navigator CDBG-CV | 05Q | LMC | \$807.95 |
| | | | 6470014 | Supplemental Navigator CDBG-CV | 05Q | LMC | \$435.05 |
| | | | 6470015 | Supplemental Navigator CDBG-CV | 05Q | LMC | \$870.10 |
| | | | 6470016 | Supplemental Navigator CDBG-CV | 05Q | LMC | \$870.10 |
| | | | 6470018 | Supplemental Navigator CDBG-CV | 05Q | LMC | \$870.10 |
| | | | 6470019 | Supplemental Navigator CDBG-CV | 05Q | LMC | \$870.10 |
| | | | 6470021 | Supplemental Navigator CDBG-CV | 05Q | LMC | \$870.10 |
| | | | 6470022 | Supplemental Navigator CDBG-CV | 05Q | LMC | \$1,100.00 |
| | | | 6470024 | Supplemental Navigator CDBG-CV | 05Q | LMC | \$600.00 |
| | | | 6470025 | Supplemental Navigator CDBG-CV | 05Q | LMC | \$310.75 |
| | | | 6470026 | Supplemental Navigator CDBG-CV | 05Q | LMC | \$870.10 |
| | | | 6470027 | Supplemental Navigator CDBG-CV | 05Q | LMC | \$1,180.85 |
| | | | 6470028 | Supplemental Navigator CDBG-CV | 05Q | LMC | \$1,740.20 |
| | | | 6470030 | Supplemental Navigator CDBG-CV | 05Q | LMC | \$1,429.45 |
| | | | 6470031 | Supplemental Navigator CDBG-CV | 05Q | LMC | \$1,740.20 |
| | | | 6470032 | Supplemental Navigator CDBG-CV | 05Q | LMC | \$870.10 |
| | | | 6470034 | Supplemental Navigator CDBG-CV | 05Q | LMC | \$870.10 |
| | | | 6470036 | Supplemental Navigator CDBG-CV | 05Q | LMC | \$870.10 |
| | | | 6470038 | Supplemental Navigator CDBG-CV | 05Q | LMC | \$1,200.00 |
| | | | 6535728 | Supplemental Navigator CDBG-CV | 05Q | LMC | \$59.21 |
| | | | 6535729 | Supplemental Navigator CDBG-CV | 05Q | LMC | \$45.90 |
| | | | 6535731 | Supplemental Navigator CDBG-CV | 05Q | LMC | \$21.92 |
| | | | 6535732 | Supplemental Navigator CDBG-CV | 05Q | LMC | \$36.63 |
| | | | 6535733 | Supplemental Navigator CDBG-CV | 05Q | LMC | \$15.56 |
| | | | 6535734 | Supplemental Navigator CDBG-CV | 05Q | LMC | \$40.90 |
| | | | 6535735 | Supplemental Navigator CDBG-CV | 05Q | LMC | \$36.14 |
| | | | 6535736 | Supplemental Navigator CDBG-CV | 05Q | LMC | \$31.19 |
| | | | 6535738 | Supplemental Navigator CDBG-CV | 05Q | LMC | \$58.40 |
| | | | 6535739 | Supplemental Navigator CDBG-CV | 05Q | LMC | \$31.19 |
| | | | 6535740 | Supplemental Navigator CDBG-CV | 05Q | LMC | \$9.32 |
| | | | 6535741 | Supplemental Navigator CDBG-CV | 05Q | LMC | \$30.67 |
| | | | 6535742 | Supplemental Navigator CDBG-CV | 05Q | LMC | \$11.19 |
| | | | 6535743 | Supplemental Navigator CDBG-CV | 05Q | LMC | \$45.79 |
| | | | 6535744 | Supplemental Navigator CDBG-CV | 05Q | LMC | \$16.16 |
| | | | 6535745 | Supplemental Navigator CDBG-CV | 05Q | LMC | \$11.85 |
| | | | 6535746 | Supplemental Navigator CDBG-CV | 05Q | LMC | \$22.24 |
| | | | 6535747 | Supplemental Navigator CDBG-CV | 05Q | LMC | \$22.15 |
| | | | 6535748 | Supplemental Navigator CDBG-CV | 05Q | LMC | \$28.76 |
| | | | 6535749 | Supplemental Navigator CDBG-CV | 05Q | LMC | \$11.85 |



Office of Community Planning and Development
U.S. Department of Housing and Urban Development
Integrated Disbursement and Information System
PR26 - CDBG-CV Financial Summary Report
CITRUS HEIGHTS , CA

DATE: 03-26-24
TIME: 17:39
PAGE: 9

| Plan Year | IDIS Project | IDIS Activity | Voucher Number | Activity Name | Matrix Code | National Objective | Drawn Amount |
|-----------|--------------|---------------|----------------|--------------------------------|-------------|--------------------|--------------|
| 2020 | 11 | 225 | 6535750 | Supplemental Navigator CDBG-CV | 05Q | LMC | \$994.40 |
| | | | 6535751 | Supplemental Navigator CDBG-CV | 05Q | LMC | \$994.40 |
| | | | 6535752 | Supplemental Navigator CDBG-CV | 05Q | LMC | \$124.30 |
| | | | 6535753 | Supplemental Navigator CDBG-CV | 05Q | LMC | \$62.15 |
| | | | 6535754 | Supplemental Navigator CDBG-CV | 05Q | LMC | \$745.80 |
| | | | 6535756 | Supplemental Navigator CDBG-CV | 05Q | LMC | \$745.80 |
| | | | 6535757 | Supplemental Navigator CDBG-CV | 05Q | LMC | \$186.45 |
| | | | 6535758 | Supplemental Navigator CDBG-CV | 05Q | LMC | \$870.10 |
| | | | 6535759 | Supplemental Navigator CDBG-CV | 05Q | LMC | \$870.10 |
| | | | 6535760 | Supplemental Navigator CDBG-CV | 05Q | LMC | \$870.10 |
| | | | 6535761 | Supplemental Navigator CDBG-CV | 05Q | LMC | \$872.30 |
| | | | 6535762 | Supplemental Navigator CDBG-CV | 05Q | LMC | \$872.30 |
| | | | 6535763 | Supplemental Navigator CDBG-CV | 05Q | LMC | \$872.30 |
| | | | 6535764 | Supplemental Navigator CDBG-CV | 05Q | LMC | \$1,065.90 |
| | | | 6535766 | Supplemental Navigator CDBG-CV | 05Q | LMC | \$1,065.90 |
| | | | 6535767 | Supplemental Navigator CDBG-CV | 05Q | LMC | \$1,065.90 |
| | | | 6535768 | Supplemental Navigator CDBG-CV | 05Q | LMC | \$689.70 |
| | | | 6535769 | Supplemental Navigator CDBG-CV | 05Q | LMC | \$689.70 |
| | | | 6535770 | Supplemental Navigator CDBG-CV | 05Q | LMC | \$689.70 |
| | | | 6535771 | Supplemental Navigator CDBG-CV | 05Q | LMC | \$689.70 |
| | | | 6535772 | Supplemental Navigator CDBG-CV | 05Q | LMC | \$689.70 |
| | | | 6535773 | Supplemental Navigator CDBG-CV | 05Q | LMC | \$877.80 |
| | | | 6535774 | Supplemental Navigator CDBG-CV | 05Q | LMC | \$877.80 |
| | | | 6535775 | Supplemental Navigator CDBG-CV | 05Q | LMC | \$877.80 |
| | | | 6535776 | Supplemental Navigator CDBG-CV | 05Q | LMC | \$877.80 |
| | | | 6535778 | Supplemental Navigator CDBG-CV | 05Q | LMC | \$600.00 |
| | | | 6535779 | Supplemental Navigator CDBG-CV | 05Q | LMC | \$600.00 |
| | | | 6535780 | Supplemental Navigator CDBG-CV | 05Q | LMC | \$1,800.00 |
| | | | 6535781 | Supplemental Navigator CDBG-CV | 05Q | LMC | \$815.10 |
| | | | 6535782 | Supplemental Navigator CDBG-CV | 05Q | LMC | \$877.80 |
| | | | 6535783 | Supplemental Navigator CDBG-CV | 05Q | LMC | \$877.80 |
| | | | 6535784 | Supplemental Navigator CDBG-CV | 05Q | LMC | \$877.80 |
| | | | 6535785 | Supplemental Navigator CDBG-CV | 05Q | LMC | \$877.80 |
| | | | 6535786 | Supplemental Navigator CDBG-CV | 05Q | LMC | \$877.80 |
| | | | 6535787 | Supplemental Navigator CDBG-CV | 05Q | LMC | \$62.70 |
| | | | 6535788 | Supplemental Navigator CDBG-CV | 05Q | LMC | \$1,191.30 |
| | | | 6535789 | Supplemental Navigator CDBG-CV | 05Q | LMC | \$1,567.50 |
| | | | 6535790 | Supplemental Navigator CDBG-CV | 05Q | LMC | \$62.15 |
| | | | 6535791 | Supplemental Navigator CDBG-CV | 05Q | LMC | \$313.50 |
| | | | 6535792 | Supplemental Navigator CDBG-CV | 05Q | LMC | \$1,191.30 |
| | | | 6535794 | Supplemental Navigator CDBG-CV | 05Q | LMC | \$600.00 |
| | | | 6535795 | Supplemental Navigator CDBG-CV | 05Q | LMC | \$600.00 |
| | | | 6535796 | Supplemental Navigator CDBG-CV | 05Q | LMC | \$600.00 |
| | | | 6535797 | Supplemental Navigator CDBG-CV | 05Q | LMC | \$761.60 |
| | | | 6535800 | Supplemental Navigator CDBG-CV | 05Q | LMC | \$250.80 |
| | | | 6535801 | Supplemental Navigator CDBG-CV | 05Q | LMC | \$2,856.00 |
| | | | 6535802 | Supplemental Navigator CDBG-CV | 05Q | LMC | \$438.90 |
| | | | 6535803 | Supplemental Navigator CDBG-CV | 05Q | LMC | \$438.87 |
| | | | 6535804 | Supplemental Navigator CDBG-CV | 05Q | LMC | \$2,856.00 |
| | | | 6535805 | Supplemental Navigator CDBG-CV | 05Q | LMC | \$3,281.00 |
| | | | 6539948 | Supplemental Navigator CDBG-CV | 05Q | LMC | \$45.00 |
| | | | 6593388 | Supplemental Navigator CDBG-CV | 05Q | LMC | \$600.00 |
| | | | 6593389 | Supplemental Navigator CDBG-CV | 05Q | LMC | \$600.00 |
| | | | 6593391 | Supplemental Navigator CDBG-CV | 05Q | LMC | \$7,950.00 |
| | | | 6593393 | Supplemental Navigator CDBG-CV | 05Q | LMC | \$796.66 |
| | | | 6593394 | Supplemental Navigator CDBG-CV | 05Q | LMC | \$1,095.00 |
| | | | 6593395 | Supplemental Navigator CDBG-CV | 05Q | LMC | \$918.40 |
| | | | 6593397 | Supplemental Navigator CDBG-CV | 05Q | LMC | \$185.17 |
| | | | 6593399 | Supplemental Navigator CDBG-CV | 05Q | LMC | \$600.00 |
| | | | 6593400 | Supplemental Navigator CDBG-CV | 05Q | LMC | \$600.00 |
| | | | 6593401 | Supplemental Navigator CDBG-CV | 05Q | LMC | \$1,148.00 |



Office of Community Planning and Development
U.S. Department of Housing and Urban Development
Integrated Disbursement and Information System
PR26 - CDBG-CV Financial Summary Report
CITRUS HEIGHTS , CA

DATE: 03-26-24
TIME: 17:39
PAGE: 10

| Plan Year | IDIS Project | IDIS Activity | Voucher Number | Activity Name | Matrix Code | National Objective | Drawn Amount |
|-----------|--------------|---------------|----------------|--|-------------|--------------------|--------------|
| 2020 | 11 | 225 | 6593403 | Supplemental Navigator CDBG-CV | 05Q | LMC | \$503.00 |
| | | | 6593404 | Supplemental Navigator CDBG-CV | 05Q | LMC | \$600.00 |
| | | | 6593405 | Supplemental Navigator CDBG-CV | 05Q | LMC | \$750.00 |
| | | | 6593406 | Supplemental Navigator CDBG-CV | 05Q | LMC | \$1,148.00 |
| | | | 6593409 | Supplemental Navigator CDBG-CV | 05Q | LMC | \$1,148.00 |
| | | | 6593410 | Supplemental Navigator CDBG-CV | 05Q | LMC | \$470.00 |
| | | | 6593411 | Supplemental Navigator CDBG-CV | 05Q | LMC | \$1,584.27 |
| | | | 6593412 | Supplemental Navigator CDBG-CV | 05Q | LMC | \$600.00 |
| | | | 6593413 | Supplemental Navigator CDBG-CV | 05Q | LMC | \$600.00 |
| | | | 6593415 | Supplemental Navigator CDBG-CV | 05Q | LMC | \$600.00 |
| | | | 6593416 | Supplemental Navigator CDBG-CV | 05Q | LMC | \$1,148.00 |
| | | | 6593417 | Supplemental Navigator CDBG-CV | 05Q | LMC | \$600.00 |
| | | | 6593418 | Supplemental Navigator CDBG-CV | 05Q | LMC | \$1,148.00 |
| | | | 6593419 | Supplemental Navigator CDBG-CV | 05Q | LMC | \$600.00 |
| | | | 6593420 | Supplemental Navigator CDBG-CV | 05Q | LMC | \$952.00 |
| | | | 6593421 | Supplemental Navigator CDBG-CV | 05Q | LMC | \$1,148.00 |
| | | | 6593422 | Supplemental Navigator CDBG-CV | 05Q | LMC | \$2,434.77 |
| | | | 6618666 | Supplemental Navigator CDBG-CV | 05Q | LMC | \$17,671.28 |
| | | | 6653443 | Supplemental Navigator CDBG-CV | 05Q | LMC | \$13,005.74 |
| | | | 6677248 | Supplemental Navigator CDBG-CV | 05Q | LMC | \$10,920.39 |
| | | | 6699279 | Supplemental Navigator CDBG-CV | 05Q | LMC | \$70,406.47 |
| | | | 6709495 | Supplemental Navigator CDBG-CV | 05Q | LMC | \$3,308.37 |
| | | | 6736950 | Supplemental Navigator CDBG-CV | 05Q | LMC | \$33,291.21 |
| | | | 6789599 | Supplemental Navigator CDBG-CV | 05Q | LMC | \$6,918.40 |
| | | | 6821070 | Supplemental Navigator CDBG-CV | 05Q | LMC | \$1,200.00 |
| | | | 6869528 | Supplemental Navigator CDBG-CV | 05Q | LMC | \$1,540.00 |
| | | 226 | 6469665 | Sunrise Christian Food Ministry CDBG-CV-1 | 05W | LMC | \$2,337.76 |
| | | | 6469670 | Sunrise Christian Food Ministry CDBG-CV-1 | 05W | LMC | \$601.78 |
| | | | 6470041 | Sunrise Christian Food Ministry CDBG-CV-1 | 05W | LMC | \$1,522.03 |
| | | | 6470042 | Sunrise Christian Food Ministry CDBG-CV-1 | 05W | LMC | \$1,839.87 |
| | | | 6470043 | Sunrise Christian Food Ministry CDBG-CV-1 | 05W | LMC | \$2,561.78 |
| | | | 6470046 | Sunrise Christian Food Ministry CDBG-CV-1 | 05W | LMC | \$3,994.46 |
| | | | 6470047 | Sunrise Christian Food Ministry CDBG-CV-1 | 05W | LMC | \$6,349.21 |
| | | | 6699276 | Sunrise Christian Food Ministry CDBG-CV-1 | 05W | LMC | \$3,559.88 |
| | | | 6737034 | Sunrise Christian Food Ministry CDBG-CV-1 | 05W | LMC | \$7,233.23 |
| | | 227 | 6469665 | WEAVE CDBG-CV-1 | 05G | LMC | \$22,721.24 |
| | | | 6469671 | WEAVE CDBG-CV-1 | 05G | LMC | \$5,257.86 |
| | | | 6535586 | WEAVE CDBG-CV-1 | 05G | LMC | \$923.34 |
| | | | 6535810 | WEAVE CDBG-CV-1 | 05G | LMC | \$1,097.57 |
| | 13 | 232 | 6535811 | Single Mom Strong CDBG-CV-3 (Phase I) | 05D | LMC | \$3,303.52 |
| | | | 6593434 | Single Mom Strong CDBG-CV-3 (Phase I) | 05D | LMC | \$1,385.73 |
| | | | 6618663 | Single Mom Strong CDBG-CV-3 (Phase I) | 05D | LMC | \$4,410.75 |
| | | 243 | 6593424 | Meals on Wheels CDBG-CV-3 (Phase I & II) | 05A | LMC | \$8,141.34 |
| | | | 6593425 | Meals on Wheels CDBG-CV-3 (Phase I & II) | 05A | LMC | \$8,395.14 |
| | | | 6593426 | Meals on Wheels CDBG-CV-3 (Phase I & II) | 05A | LMC | \$10,916.22 |
| | | | 6593428 | Meals on Wheels CDBG-CV-3 (Phase I & II) | 05A | LMC | \$8,908.38 |
| | | | 6604618 | Meals on Wheels CDBG-CV-3 (Phase I & II) | 05A | LMC | \$8,595.36 |
| | | | 6604620 | Meals on Wheels CDBG-CV-3 (Phase I & II) | 05A | LMC | \$9,695.16 |
| | | | 6653430 | Meals on Wheels CDBG-CV-3 (Phase I & II) | 05A | LMC | \$21,009.00 |
| | | | 6677249 | Meals on Wheels CDBG-CV-3 (Phase I & II) | 05A | LMC | \$28,096.40 |
| | | 244 | 6653421 | Campus Life Connection CDBG-CV-3 (Phase I & II) | 05D | LMC | \$14,235.60 |
| | | | 6677250 | Campus Life Connection CDBG-CV-3 (Phase I & II) | 05D | LMC | \$764.40 |
| | | | 6737028 | Campus Life Connection CDBG-CV-3 (Phase I & II) | 05D | LMC | \$2,567.44 |
| | | | 6789592 | Campus Life Connection CDBG-CV-3 (Phase I & II) | 05D | LMC | \$16,008.84 |
| | | | 6821066 | Campus Life Connection CDBG-CV-3 (Phase I & II) | 05D | LMC | \$10,235.18 |
| | | 245 | 6737037 | Sunrise Christian Food Ministry CDBG-CV-3 (Phase I and II) | 05W | LMC | \$7,397.99 |
| | | | 6789596 | Sunrise Christian Food Ministry CDBG-CV-3 (Phase I and II) | 05W | LMC | \$2,204.88 |
| | | | 6821068 | Sunrise Christian Food Ministry CDBG-CV-3 (Phase I and II) | 05W | LMC | \$4,705.32 |
| | | | 6869523 | Sunrise Christian Food Ministry CDBG-CV-3 (Phase I and II) | 05W | LMC | \$4,273.81 |
| | | 248 | 6604617 | Renters Helpline Community Outreach & Website Updates CDBG-CV-3 (Phase II) | 05K | LMC | \$1,162.76 |



Office of Community Planning and Development
U.S. Department of Housing and Urban Development
Integrated Disbursement and Information System
PR26 - CDBG-CV Financial Summary Report
CITRUS HEIGHTS , CA

DATE: 03-26-24
TIME: 17:39
PAGE: 11

| Plan Year | IDIS Project | IDIS Activity | Voucher Number | Activity Name | Matrix Code | National Objective | Drawn Amount |
|--------------|--------------|---------------|----------------|--|-------------|--------------------|---------------------|
| 2020 | 13 | 248 | 6653411 | Renters Helpline Community Outreach & Website Updates CDBG-CV-3 (Phase II) | 05K | LMC | \$5,940.33 |
| | | | 6677251 | Renters Helpline Community Outreach & Website Updates CDBG-CV-3 (Phase II) | 05K | LMC | \$7,149.13 |
| | | | 6699264 | Renters Helpline Community Outreach & Website Updates CDBG-CV-3 (Phase II) | 05K | LMC | \$2,676.78 |
| | | 258 | 6677254 | PRIDE Industries (CDBG-CV-3, Phase II) | 05D | LMC | \$4,831.79 |
| | | | 6699250 | PRIDE Industries (CDBG-CV-3, Phase II) | 05D | LMC | \$1,075.05 |
| | | | 6709494 | PRIDE Industries (CDBG-CV-3, Phase II) | 05D | LMC | \$5,826.72 |
| | | | 6737024 | PRIDE Industries (CDBG-CV-3, Phase II) | 05D | LMC | \$5,064.94 |
| | | | 6821064 | PRIDE Industries (CDBG-CV-3, Phase II) | 05D | LMC | \$4,782.84 |
| | | | 6869525 | PRIDE Industries (CDBG-CV-3, Phase II) | 05D | LMC | \$11,923.08 |
| Total | | | | | | | \$612,031.95 |

LINE 19 DETAIL: ACTIVITIES INCLUDED IN THE COMPUTATION OF LINE 19

| Plan Year | IDIS Project | IDIS Activity | Voucher Number | Activity Name | Matrix Code | National Objective | Drawn Amount |
|-----------|--------------|---------------|----------------|-----------------------------------|-------------|--------------------|--------------|
| 2020 | 12 | 229 | 6468585 | Planning & Administration CDBG-CV | 21A | | \$2,516.22 |
| | | | 6468586 | Planning & Administration CDBG-CV | 21A | | \$15,364.24 |
| | | | 6468587 | Planning & Administration CDBG-CV | 21A | | \$1,000.23 |
| | | | 6468588 | Planning & Administration CDBG-CV | 21A | | \$1,859.81 |
| | | | 6468590 | Planning & Administration CDBG-CV | 21A | | \$2,107.48 |
| | | | 6468591 | Planning & Administration CDBG-CV | 21A | | \$825.84 |
| | | | 6469866 | Planning & Administration CDBG-CV | 21A | | \$1,371.01 |
| | | | 6469867 | Planning & Administration CDBG-CV | 21A | | \$1,498.58 |
| | | | 6469869 | Planning & Administration CDBG-CV | 21A | | \$610.92 |
| | | | 6469870 | Planning & Administration CDBG-CV | 21A | | \$723.68 |
| | | | 6469871 | Planning & Administration CDBG-CV | 21A | | \$799.75 |
| | | | 6469873 | Planning & Administration CDBG-CV | 21A | | \$2,140.83 |
| | | | 6469874 | Planning & Administration CDBG-CV | 21A | | \$130.91 |
| | | | 6469876 | Planning & Administration CDBG-CV | 21A | | \$1,736.84 |
| | | | 6469877 | Planning & Administration CDBG-CV | 21A | | \$1,284.50 |
| | | | 6469878 | Planning & Administration CDBG-CV | 21A | | \$2,026.32 |
| | | | 6469880 | Planning & Administration CDBG-CV | 21A | | \$1,313.88 |
| | | | 6469882 | Planning & Administration CDBG-CV | 21A | | \$855.87 |
| | | | 6469883 | Planning & Administration CDBG-CV | 21A | | \$2,364.04 |
| | | | 6469884 | Planning & Administration CDBG-CV | 21A | | \$1,342.44 |
| | | | 6469885 | Planning & Administration CDBG-CV | 21A | | \$1,059.64 |
| | | | 6469886 | Planning & Administration CDBG-CV | 21A | | \$1,350.87 |
| | | | 6469888 | Planning & Administration CDBG-CV | 21A | | \$714.07 |
| | | | 6469889 | Planning & Administration CDBG-CV | 21A | | \$631.71 |
| | | | 6469891 | Planning & Administration CDBG-CV | 21A | | \$1,664.47 |
| | | | 6535692 | Planning & Administration CDBG-CV | 21A | | \$1,375.71 |
| | | | 6535693 | Planning & Administration CDBG-CV | 21A | | \$845.19 |
| | | | 6535694 | Planning & Administration CDBG-CV | 21A | | \$2,074.34 |
| | | | 6535695 | Planning & Administration CDBG-CV | 21A | | \$4,961.50 |
| | | | 6535697 | Planning & Administration CDBG-CV | 21A | | \$1,228.08 |
| | | | 6535698 | Planning & Administration CDBG-CV | 21A | | \$343.36 |
| | | | 6535699 | Planning & Administration CDBG-CV | 21A | | \$910.83 |
| | | | 6535701 | Planning & Administration CDBG-CV | 21A | | \$1,047.29 |
| | | | 6535702 | Planning & Administration CDBG-CV | 21A | | \$721.72 |
| | | | 6535723 | Planning & Administration CDBG-CV | 21A | | \$1,677.03 |
| | | | 6535724 | Planning & Administration CDBG-CV | 21A | | \$633.89 |
| | | | 6535725 | Planning & Administration CDBG-CV | 21A | | \$948.78 |
| | | | 6535726 | Planning & Administration CDBG-CV | 21A | | \$2,312.77 |
| | | | 6535727 | Planning & Administration CDBG-CV | 21A | | \$583.48 |
| | | | 6579678 | Planning & Administration CDBG-CV | 21A | | \$241.23 |
| | | | 6579681 | Planning & Administration CDBG-CV | 21A | | \$964.91 |
| | | | 6607478 | Planning & Administration CDBG-CV | 21A | | \$3,146.27 |
| | | | 6607479 | Planning & Administration CDBG-CV | 21A | | \$1,432.17 |



Office of Community Planning and Development
U.S. Department of Housing and Urban Development
Integrated Disbursement and Information System
PR26 - CDBG-CV Financial Summary Report
CITRUS HEIGHTS , CA

DATE: 03-26-24
TIME: 17:39
PAGE: 12

| Plan Year | IDIS Project | IDIS Activity | Voucher Number | Activity Name | Matrix Code | National Objective | Drawn Amount |
|--------------|--------------|---------------|----------------|-----------------------------------|-------------|--------------------|---------------------|
| 2020 | 12 | 229 | 6607482 | Planning & Administration CDBG-CV | 21A | | \$3,074.40 |
| | | | 6607483 | Planning & Administration CDBG-CV | 21A | | \$2,819.58 |
| | | | 6607484 | Planning & Administration CDBG-CV | 21A | | \$458.00 |
| | | | 6618659 | Planning & Administration CDBG-CV | 21A | | \$12,868.62 |
| | | | 6653460 | Planning & Administration CDBG-CV | 21A | | \$16,568.08 |
| | | | 6699229 | Planning & Administration CDBG-CV | 21A | | \$8,776.97 |
| | | | 6709491 | Planning & Administration CDBG-CV | 21A | | \$3,908.76 |
| | | | 6737092 | Planning & Administration CDBG-CV | 21A | | \$6,849.13 |
| | | | 6789587 | Planning & Administration CDBG-CV | 21A | | \$21,575.68 |
| | | | 6789731 | Planning & Administration CDBG-CV | 21A | | \$2,433.68 |
| | | | 6821063 | Planning & Administration CDBG-CV | 21A | | \$11,029.40 |
| | | | 6869952 | Planning & Administration CDBG-CV | 21A | | \$19,878.07 |
| Total | | | | | | | \$182,983.07 |

Activity Summary Report

ATTACHMENT B

ACTIVITY SUMMARY REPORT CDBG & CDBG-CV



U.S. Department of Housing and Urban Development
Office of Community Planning and Development
Integrated Disbursement and Information System
CDBG Activity Summary Report (GPR) for Program Year 2023
CITRUS HEIGHTS

Date: 26-Mar-2024
Time: 17:48
Page: 1

| | | | |
|----------------|---|---------------------|-------------------------------------|
| PGM Year: | 2020 | | |
| Project: | 0011 - Public Services (CDBG-CV 1) | | |
| IDIS Activity: | 225 - Supplemental Navigator CDBG-CV | | |
| Status: | Completed 2/21/2024 12:00:00 AM | Objective: | Create suitable living environments |
| Location: | PO Box 188445 Sacramento, CA 95818-8445 | Outcome: | Availability/accessibility |
| | | Matrix Code: | Subsistence Payment (05Q) |
| | | National Objective: | LMC |

Activity to prevent, prepare for, and respond to Coronavirus: Yes

Initial Funding Date: 03/05/2021

Description:

Citrus Heights Navigator Program: Supplemental fund to provide subsistence payments, such as motel and laundry vouchers to homeless individuals and security deposit assistance to help people obtain permanent housing.
Estimated to serve 100 homeless individuals in Citrus Heights.
Funding estimated at \$125,000.

Financing

| | Fund Type | Grant Year | Grant | Funded Amount | Drawn In Program Year | Drawn Thru Program Year |
|--------------|--------------|------------|-------------|---------------------|-----------------------|-------------------------|
| CDBG | EN | 2020 | B20MW060056 | \$310,598.06 | \$9,658.40 | \$310,598.06 |
| Total | Total | | | \$310,598.06 | \$9,658.40 | \$310,598.06 |

Proposed Accomplishments

People (General) : 100

Actual Accomplishments

Number assisted:

| | Owner | | Renter | | Total | | Person | |
|--|-------|----------|--------|----------|-------|----------|--------|----------|
| | Total | Hispanic | Total | Hispanic | Total | Hispanic | Total | Hispanic |
| White: | 0 | 0 | 0 | 0 | 0 | 0 | 167 | 13 |
| Black/African American: | 0 | 0 | 0 | 0 | 0 | 0 | 26 | 0 |
| Asian: | 0 | 0 | 0 | 0 | 0 | 0 | 3 | 0 |
| American Indian/Alaskan Native: | 0 | 0 | 0 | 0 | 0 | 0 | 1 | 0 |
| Native Hawaiian/Other Pacific Islander: | 0 | 0 | 0 | 0 | 0 | 0 | 1 | 0 |
| American Indian/Alaskan Native & White: | 0 | 0 | 0 | 0 | 0 | 0 | 0 | 0 |
| Asian White: | 0 | 0 | 0 | 0 | 0 | 0 | 0 | 0 |
| Black/African American & White: | 0 | 0 | 0 | 0 | 0 | 0 | 0 | 0 |
| American Indian/Alaskan Native & Black/African American: | 0 | 0 | 0 | 0 | 0 | 0 | 0 | 0 |
| Other multi-racial: | 0 | 0 | 0 | 0 | 0 | 0 | 5 | 1 |
| Asian/Pacific Islander: | 0 | 0 | 0 | 0 | 0 | 0 | 0 | 0 |

PR03 - CITRUS HEIGHTS

Page: 1 of 59



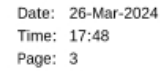
U.S. Department of Housing and Urban Development
Office of Community Planning and Development
Integrated Disbursement and Information System
CDBG Activity Summary Report (GPR) for Program Year 2023
CITRUS HEIGHTS

Date: 26-Mar-2024
Time: 17:48
Page: 2

| | | | | | | | | |
|---------------------------|-------|--------|-------|--------|---|---|-----|----|
| Hispanic: | 0 | 0 | 0 | 0 | 0 | 0 | 0 | 0 |
| Total: | 0 | 0 | 0 | 0 | 0 | 0 | 203 | 14 |
| Female-headed Households: | 0 | | 0 | | 0 | | | |
| Income Category: | | | | | | | | |
| | Owner | Renter | Total | Person | | | | |
| Extremely Low | 0 | 0 | 0 | 175 | | | | |
| Low Mod | 0 | 0 | 0 | 29 | | | | |
| Moderate | 0 | 0 | 0 | 7 | | | | |
| Non Low Moderate | 0 | 0 | 0 | 2 | | | | |
| Total | 0 | 0 | 0 | 213 | | | | |
| Percent Low/Mod | 99.1% | | | | | | | |

Annual Accomplishments

| Years | Accomplishment Narrative | # Benefitting |
|--------------|---|----------------------|
| 2020 | | |
| 2021 | Citrus Heights Navigator Program: Supplemental fund to provide subsistence payments, such as motel and laundry vouchers to homeless individuals and security deposit assistance to help people obtain permanent housing. In 2021, the Supplemental Navigator Program served 11 clients. | |
| 2022 | | |
| 2023 | | |





U.S. Department of Housing and Urban Development
Office of Community Planning and Development
Integrated Disbursement and Information System
CDBG Activity Summary Report (GPR) for Program Year 2023
CITRUS HEIGHTS

Date: 26-Mar-2024
Time: 17:48
Page: 4

| | | | | | | | | |
|---------------|---|---|---|---|---|---|-------|-----|
| Total: | 0 | 0 | 0 | 0 | 0 | 0 | 6,221 | 965 |
|---------------|---|---|---|---|---|---|-------|-----|

| | | | | | | | | |
|---------------------------|---|--|---|--|---|--|--|--|
| Female-headed Households: | 0 | | 0 | | 0 | | | |
|---------------------------|---|--|---|--|---|--|--|--|

| | | | | |
|-------------------------|--------------|---------------|--------------|---------------|
| <i>Income Category:</i> | Owner | Renter | Total | Person |
| Extremely Low | 0 | 0 | 0 | 0 |
| Low Mod | 0 | 0 | 0 | 6,221 |
| Moderate | 0 | 0 | 0 | 0 |
| Non Low Moderate | 0 | 0 | 0 | 0 |
| Total | 0 | 0 | 0 | 6,221 |
| Percent Low/Mod | | | | 100.0% |

Annual Accomplishments

| Years | Accomplishment Narrative | # Benefitting |
|--------------|---------------------------------|----------------------|
| 2020 | | |
| 2022 | | |



U.S. Department of Housing and Urban Development
Office of Community Planning and Development
Integrated Disbursement and Information System
CDBG Activity Summary Report (GPR) for Program Year 2023
CITRUS HEIGHTS

Date: 26-Mar-2024
Time: 17:48
Page: 5

PGM Year: 2020
Project: 0012 - Planning and Administration (CDBG-CV)
IDIS Activity: 229 - Planning & Administration CDBG-CV
Status: Open
Location: ,

Objective:
Outcome:
Matrix Code: General Program Administration (21A) **National Objective:**

Activity to prevent, prepare for, and respond to Coronavirus: Yes

Initial Funding Date: 03/05/2021

Description:

Planning and administration activities associated with the city's CDBG-CV includes Round 1 & Round 2 of CARES Act Funds.

Financing

| | Fund Type | Grant Year | Grant | Funded Amount | Drawn In Program Year | Drawn Thru Program Year |
|--------------|--------------|------------|-------------|---------------------|-----------------------|-------------------------|
| CDBG | EN | 2020 | B20MW060056 | \$183,642.47 | \$54,916.83 | \$182,983.07 |
| | PI | | | \$14,403.43 | \$0.00 | \$14,403.43 |
| Total | Total | | | \$198,045.90 | \$54,916.83 | \$197,386.50 |

Proposed Accomplishments

Actual Accomplishments

Number assisted:

| | Owner | | Renter | | Total | | Person | |
|--|--------------|----------|---------------|----------|--------------|----------|---------------|----------|
| | Total | Hispanic | Total | Hispanic | Total | Hispanic | Total | Hispanic |
| White: | | | | | 0 | 0 | | |
| Black/African American: | | | | | 0 | 0 | | |
| Asian: | | | | | 0 | 0 | | |
| American Indian/Alaskan Native: | | | | | 0 | 0 | | |
| Native Hawaiian/Other Pacific Islander: | | | | | 0 | 0 | | |
| American Indian/Alaskan Native & White: | | | | | 0 | 0 | | |
| Asian White: | | | | | 0 | 0 | | |
| Black/African American & White: | | | | | 0 | 0 | | |
| American Indian/Alaskan Native & Black/African American: | | | | | 0 | 0 | | |
| Other multi-racial: | | | | | 0 | 0 | | |
| Asian/Pacific Islander: | | | | | 0 | 0 | | |
| Hispanic: | | | | | 0 | 0 | | |
| Total: | 0 | 0 | 0 | 0 | 0 | 0 | 0 | 0 |

PR03 - CITRUS HEIGHTS

Page: 5 of 59



U.S. Department of Housing and Urban Development
Office of Community Planning and Development
Integrated Disbursement and Information System
CDBG Activity Summary Report (GPR) for Program Year 2023
CITRUS HEIGHTS

Date: 26-Mar-2024
Time: 17:48
Page: 6

Female-headed Households:

0

| Income Category: | Owner | Renter | Total | Person |
|------------------|-------|--------|-------|--------|
| Extremely Low | | | 0 | |
| Low Mod | | | 0 | |
| Moderate | | | 0 | |
| Non Low Moderate | | | 0 | |
| Total | 0 | 0 | 0 | 0 |
| Percent Low/Mod | | | | |

Annual Accomplishments

No data returned for this view. This might be because the applied filter excludes all data.



U.S. Department of Housing and Urban Development
Office of Community Planning and Development
Integrated Disbursement and Information System
CDBG Activity Summary Report (GPR) for Program Year 2023
CITRUS HEIGHTS

Date: 26-Mar-2024
Time: 17:48
Page: 7

PGM Year: 2020
Project: 0013 - Public Services (CDBG-CV 3)
IDIS Activity: 243 - Meals on Wheels CDBG-CV-3 (Phase I & II)
Status: Completed 2/28/2023 12:00:00 AM
Location: 7375 Park City Dr Sacramento, CA 95831-3866

Objective: Create suitable living environments
Outcome: Availability/accessibility
Matrix Code: Senior Services (05A) **National Objective:** LMC

Activity to prevent, prepare for, and respond to Coronavirus: Yes

Initial Funding Date: 02/03/2022

Description:

Senior meals provided to eligible seniors in Citrus Heights.
The All-Seasons Cafe is a community point for seniors who are mobile and want to receive a hot meal Monday-Friday.
During the stay-at-home order resulting from the pandemic all cafe sites were closed, and seniors received meals curbside pickup.
In addition, homebound seniors had meals delivered.
By offering these services Meals on Wheels is addressing wellness, isolation and loneliness as well as food insecurity and hunger among seniors.

Financing

| | Fund Type | Grant Year | Grant | Funded Amount | Drawn In Program Year | Drawn Thru Program Year |
|--------------|--------------|------------|-------------|---------------------|-----------------------|-------------------------|
| CDBG | EN | 2020 | B20MW060056 | \$103,757.00 | \$0.00 | \$103,757.00 |
| Total | Total | | | \$103,757.00 | \$0.00 | \$103,757.00 |

Proposed Accomplishments

People (General) : 100

Actual Accomplishments

Number assisted:

| | Owner | | Renter | | Total | | Person | |
|--|-------|----------|--------|----------|-------|----------|--------|----------|
| | Total | Hispanic | Total | Hispanic | Total | Hispanic | Total | Hispanic |
| White: | 0 | 0 | 0 | 0 | 0 | 0 | 162 | 5 |
| Black/African American: | 0 | 0 | 0 | 0 | 0 | 0 | 10 | 1 |
| Asian: | 0 | 0 | 0 | 0 | 0 | 0 | 9 | 0 |
| American Indian/Alaskan Native: | 0 | 0 | 0 | 0 | 0 | 0 | 6 | 1 |
| Native Hawaiian/Other Pacific Islander: | 0 | 0 | 0 | 0 | 0 | 0 | 1 | 1 |
| American Indian/Alaskan Native & White: | 0 | 0 | 0 | 0 | 0 | 0 | 1 | 0 |
| Asian White: | 0 | 0 | 0 | 0 | 0 | 0 | 0 | 0 |
| Black/African American & White: | 0 | 0 | 0 | 0 | 0 | 0 | 0 | 0 |
| American Indian/Alaskan Native & Black/African American: | 0 | 0 | 0 | 0 | 0 | 0 | 0 | 0 |
| Other multi-racial: | 0 | 0 | 0 | 0 | 0 | 0 | 40 | 14 |

PR03 - CITRUS HEIGHTS

Page: 7 of 59



U.S. Department of Housing and Urban Development
Office of Community Planning and Development
Integrated Disbursement and Information System
CDBG Activity Summary Report (GPR) for Program Year 2023
CITRUS HEIGHTS

Date: 26-Mar-2024
Time: 17:48
Page: 8

| | | | | | | | | |
|---------------------------|----------|----------|----------|----------|----------|----------|------------|-----------|
| Asian/Pacific Islander: | 0 | 0 | 0 | 0 | 0 | 0 | 0 | 0 |
| Hispanic: | 0 | 0 | 0 | 0 | 0 | 0 | 0 | 0 |
| Total: | 0 | 0 | 0 | 0 | 0 | 0 | 229 | 22 |
| Female-headed Households: | 0 | | 0 | | 0 | | | |

| | | | | |
|------------------|-------|--------|-------|--------|
| Income Category: | Owner | Renter | Total | Person |
| Extremely Low | 0 | 0 | 0 | 84 |
| Low Mod | 0 | 0 | 0 | 169 |
| Moderate | 0 | 0 | 0 | 56 |
| Non Low Moderate | 0 | 0 | 0 | 0 |
| Total | 0 | 0 | 0 | 309 |
| Percent Low/Mod | | | | 100.0% |

Annual Accomplishments

| Years | Accomplishment Narrative | # Benefitting |
|-------|--|---------------|
| 2021 | | |
| 2022 | This activity began in 2021 and completed in 2022. | |



U.S. Department of Housing and Urban Development
Office of Community Planning and Development
Integrated Disbursement and Information System
CDBG Activity Summary Report (GPR) for Program Year 2023
CITRUS HEIGHTS

Date: 26-Mar-2024
Time: 17:48
Page: 9

| | | | |
|-----------------------|---|---|--------------------------------|
| PGM Year: | 2020 | | |
| Project: | 0013 - Public Services (CDBG-CV 3) | | |
| IDIS Activity: | 244 - Campus Life Connection CDBG-CV-3 (Phase I & II) | | |
| Status: | Completed 2/15/2024 12:00:00 AM | | |
| Location: | 7836 Sayonara Dr Citrus Heights, CA 95610-5103 | Objective: Create suitable living environments | |
| | | Outcome: Availability/accessibility | |
| | | Matrix Code: Youth Services (05D) | National Objective: LMC |

Activity to prevent, prepare for, and respond to Coronavirus: Yes

Initial Funding Date: 06/21/2022

Description:

Operational support and supplies for afterschool program.

Financing

| | Fund Type | Grant Year | Grant | Funded Amount | Drawn In Program Year | Drawn Thru Program Year |
|--------------|--------------|------------|-------------|--------------------|-----------------------|-------------------------|
| CDBG | EN | 2020 | B20MW060056 | \$43,811.46 | \$26,244.02 | \$43,811.46 |
| Total | Total | | | \$43,811.46 | \$26,244.02 | \$43,811.46 |

Proposed Accomplishments

People (General) : 50

Actual Accomplishments

Number assisted:

| | Owner | | Renter | | Total | | Person | |
|--|--------------|----------|---------------|----------|--------------|----------|---------------|-----------|
| | Total | Hispanic | Total | Hispanic | Total | Hispanic | Total | Hispanic |
| White: | 0 | 0 | 0 | 0 | 0 | 0 | 12 | 7 |
| Black/African American: | 0 | 0 | 0 | 0 | 0 | 0 | 11 | 0 |
| Asian: | 0 | 0 | 0 | 0 | 0 | 0 | 0 | 0 |
| American Indian/Alaskan Native: | 0 | 0 | 0 | 0 | 0 | 0 | 2 | 2 |
| Native Hawaiian/Other Pacific Islander: | 0 | 0 | 0 | 0 | 0 | 0 | 0 | 0 |
| American Indian/Alaskan Native & White: | 0 | 0 | 0 | 0 | 0 | 0 | 16 | 16 |
| Asian White: | 0 | 0 | 0 | 0 | 0 | 0 | 1 | 0 |
| Black/African American & White: | 0 | 0 | 0 | 0 | 0 | 0 | 5 | 0 |
| American Indian/Alaskan Native & Black/African American: | 0 | 0 | 0 | 0 | 0 | 0 | 2 | 0 |
| Other multi-racial: | 0 | 0 | 0 | 0 | 0 | 0 | 23 | 19 |
| Asian/Pacific Islander: | 0 | 0 | 0 | 0 | 0 | 0 | 0 | 0 |
| Hispanic: | 0 | 0 | 0 | 0 | 0 | 0 | 0 | 0 |
| Total: | 0 | 0 | 0 | 0 | 0 | 0 | 72 | 44 |

PR03 - CITRUS HEIGHTS

Page: 9 of 59



U.S. Department of Housing and Urban Development
Office of Community Planning and Development
Integrated Disbursement and Information System
CDBG Activity Summary Report (GPR) for Program Year 2023
CITRUS HEIGHTS

Date: 26-Mar-2024
Time: 17:48
Page: 10

Female-headed Households: 0 0 0

| Income Category: | Owner | Renter | Total | Person |
|------------------|-------|--------|-------|--------|
| Extremely Low | 0 | 0 | 0 | 47 |
| Low Mod | 0 | 0 | 0 | 18 |
| Moderate | 0 | 0 | 0 | 5 |
| Non Low Moderate | 0 | 0 | 0 | 2 |
| Total | 0 | 0 | 0 | 72 |
| Percent Low/Mod | | | | 97.2% |

Annual Accomplishments

| Years | Accomplishment Narrative | # Benefitting |
|-------|--|---------------|
| 2023 | Campus Life Connection provided meals to children and families. In addition, the Center offered a food closet to families on Sayonara Drive that experienced hardships due to Covid. | |



U.S. Department of Housing and Urban Development
Office of Community Planning and Development
Integrated Disbursement and Information System
CDBG Activity Summary Report (GPR) for Program Year 2023
CITRUS HEIGHTS

Date: 26-Mar-2024
Time: 17:48
Page: 11

| | | | | | |
|----------------|--|--|--------------|-------------------------------------|-------------------------|
| PGM Year: | 2020 | | | | |
| Project: | 0013 - Public Services (CDBG-CV 3) | | | | |
| IDIS Activity: | 245 - Sunrise Christian Food Ministry CDBG-CV-3 (Phase I and II) | | | | |
| Status: | Completed 2/21/2024 12:00:00 AM | | Objective: | Create suitable living environments | |
| Location: | 5901 San Juan Ave Citrus Heights, CA 95610-6508 | | Outcome: | Availability/accessibility | |
| | | | Matrix Code: | Food Banks (05W) | National Objective: LMC |

Activity to prevent, prepare for, and respond to Coronavirus: Yes

Initial Funding Date: 10/31/2022

Description:

Operational support; purchase emergency food and household supplies for low-income residents.

Financing

| | Fund Type | Grant Year | Grant | Funded Amount | Drawn In Program Year | Drawn Thru Program Year |
|--------------|--------------|------------|-------------|--------------------|-----------------------|-------------------------|
| CDBG | EN | 2020 | B20MW060056 | \$18,582.00 | \$11,184.01 | \$18,582.00 |
| Total | Total | | | \$18,582.00 | \$11,184.01 | \$18,582.00 |

Proposed Accomplishments

People (General) : 1,000

Actual Accomplishments

Number assisted:

| | Owner | | Renter | | Total | | Person | |
|--|----------|----------|----------|----------|----------|----------|--------------|------------|
| | Total | Hispanic | Total | Hispanic | Total | Hispanic | Total | Hispanic |
| White: | 0 | 0 | 0 | 0 | 0 | 0 | 5,077 | 0 |
| Black/African American: | 0 | 0 | 0 | 0 | 0 | 0 | 247 | 0 |
| Asian: | 0 | 0 | 0 | 0 | 0 | 0 | 185 | 0 |
| American Indian/Alaskan Native: | 0 | 0 | 0 | 0 | 0 | 0 | 26 | 0 |
| Native Hawaiian/Other Pacific Islander: | 0 | 0 | 0 | 0 | 0 | 0 | 222 | 0 |
| American Indian/Alaskan Native & White: | 0 | 0 | 0 | 0 | 0 | 0 | 12 | 0 |
| Asian White: | 0 | 0 | 0 | 0 | 0 | 0 | 10 | 0 |
| Black/African American & White: | 0 | 0 | 0 | 0 | 0 | 0 | 44 | 0 |
| American Indian/Alaskan Native & Black/African American: | 0 | 0 | 0 | 0 | 0 | 0 | 5 | 0 |
| Other multi-racial: | 0 | 0 | 0 | 0 | 0 | 0 | 1,090 | 754 |
| Asian/Pacific Islander: | 0 | 0 | 0 | 0 | 0 | 0 | 0 | 0 |
| Hispanic: | 0 | 0 | 0 | 0 | 0 | 0 | 0 | 0 |
| Total: | 0 | 0 | 0 | 0 | 0 | 0 | 6,918 | 754 |

PR03 - CITRUS HEIGHTS

Page: 11 of 59



U.S. Department of Housing and Urban Development
Office of Community Planning and Development
Integrated Disbursement and Information System
CDBG Activity Summary Report (GPR) for Program Year 2023
CITRUS HEIGHTS

Date: 26-Mar-2024
Time: 17:48
Page: 12

Female-headed Households: 0 0 0

| Income Category: | Owner | Renter | Total | Person |
|------------------|-------|--------|-------|--------|
| Extremely Low | 0 | 0 | 0 | 0 |
| Low Mod | 0 | 0 | 0 | 6,918 |
| Moderate | 0 | 0 | 0 | 0 |
| Non Low Moderate | 0 | 0 | 0 | 0 |
| Total | 0 | 0 | 0 | 6,918 |
| Percent Low/Mod | | | | 100.0% |

Annual Accomplishments

| Years | Accomplishment Narrative | # Benefitting |
|-------|--|---------------|
| 2023 | This activity provided operational support and purchased emergency food and household supplies for low-income residents. | |



U.S. Department of Housing and Urban Development
Office of Community Planning and Development
Integrated Disbursement and Information System
CDBG Activity Summary Report (GPR) for Program Year 2023
CITRUS HEIGHTS

Date: 26-Mar-2024
Time: 17:48
Page: 13

| | | | |
|----------------|--|---------------------|--------------------------------------|
| PGM Year: | 2021 | | |
| Project: | 0006 - Park & Public Facility Improvements | | |
| IDIS Activity: | 246 - San Juan Park Restrooms | | |
| Status: | Completed 3/25/2023 12:00:00 AM | Objective: | Create suitable living environments |
| Location: | 7801 Auburn Blvd Citrus Heights, CA 95610-2115 | Outcome: | Availability/accessibility |
| | | Matrix Code: | Parks, Recreational Facilities (03F) |
| | | National Objective: | LMA |

Activity to prevent, prepare for, and respond to Coronavirus: No

Initial Funding Date: 02/25/2022

Description:

Matrix Code 03F, National Objective: LMA - This project is continued from Program Year 2020. It was initially approved as part of the PY 2019 AAP but was delayed due to COVID. The project has commenced but no expenses were incurred prior to PY 2021 so we are starting this activity in PY 2021. This activity includes park and public facility improvements to San Juan Park in partnership with the Sunrise Recreation and Park District.

Financing

| | Fund Type | Grant Year | Grant | Funded Amount | Drawn In Program Year | Drawn Thru Program Year |
|-------|-----------|------------|-------------|---------------|-----------------------|-------------------------|
| CDBG | EN | 2019 | B19MC060056 | \$102,560.43 | \$0.00 | \$102,560.43 |
| | | 2020 | B20MC060056 | \$97,439.57 | \$0.00 | \$97,439.57 |
| Total | Total | | | \$200,000.00 | \$0.00 | \$200,000.00 |

Proposed Accomplishments

Public Facilities : 1
Total Population in Service Area: 3,515
Census Tract Percent Low / Mod: 64.30

Annual Accomplishments

| Years | Accomplishment Narrative | # Benefitting |
|-------|---|---------------|
| 2021 | Matrix Code 03F, National Objective: LMA - This project is continued from Program Year 2020. It was initially approved as part of the PY 2019 AAP but was delayed due to COVID. The project has commenced but no expenses were incurred prior to PY 2021 so we are starting this activity in PY 2021. This activity includes park and public facility improvements to San Juan Park in partnership with the Sunrise Recreation and Park District. | |



U.S. Department of Housing and Urban Development
Office of Community Planning and Development
Integrated Disbursement and Information System
CDBG Activity Summary Report (GPR) for Program Year 2023
CITRUS HEIGHTS

Date: 26-Mar-2024
Time: 17:48
Page: 14

| | | | |
|----------------|--|--------------|--------------------------------------|
| PGM Year: | 2021 | | |
| Project: | 0009 - Housing Rehabilitation Projects (Ongoing) | | |
| IDIS Activity: | 247 - Housing Rehabilitation Project (Ongoing) | | |
| Status: | Completed 8/3/2023 12:00:00 AM | Objective: | Create suitable living environments |
| Location: | 7914 Coral Oak Way Citrus Heights, CA 95610-0615 | Outcome: | Availability/accessibility |
| | | Matrix Code: | Rehab; Single-Unit Residential (14A) |
| | | | National Objective: LMH |

Activity to prevent, prepare for, and respond to Coronavirus: No

Initial Funding Date: 02/25/2022

Description:

Matrix Code 14A: National Objective: LMH -Receipts from previous CDBG-funded loans are used to make new home repair loans and accessibility grants to low-income households. This activity is funded with the city's Revolving Loan Fund using program income generated from loan payments. Property Addresses:

Financing

| | Fund Type | Grant Year | Grant | Funded Amount | Drawn In Program Year | Drawn Thru Program Year |
|-------|-----------|------------|-------|---------------|-----------------------|-------------------------|
| CDBG | PI | | | \$19,310.00 | \$0.00 | \$19,310.00 |
| | RL | | | \$312,677.41 | \$25,294.46 | \$312,677.41 |
| Total | Total | | | \$331,987.41 | \$25,294.46 | \$331,987.41 |

Proposed Accomplishments

Housing Units : 4

Actual Accomplishments

Number assisted:

| | Owner | | Renter | | Total | | Person | |
|--|-------|----------|--------|----------|-------|----------|--------|----------|
| | Total | Hispanic | Total | Hispanic | Total | Hispanic | Total | Hispanic |
| White: | 2 | 0 | 0 | 0 | 2 | 0 | 0 | 0 |
| Black/African American: | 0 | 0 | 0 | 0 | 0 | 0 | 0 | 0 |
| Asian: | 1 | 0 | 0 | 0 | 1 | 0 | 0 | 0 |
| American Indian/Alaskan Native: | 0 | 0 | 0 | 0 | 0 | 0 | 0 | 0 |
| Native Hawaiian/Other Pacific Islander: | 0 | 0 | 0 | 0 | 0 | 0 | 0 | 0 |
| American Indian/Alaskan Native & White: | 1 | 0 | 0 | 0 | 1 | 0 | 0 | 0 |
| Asian White: | 0 | 0 | 0 | 0 | 0 | 0 | 0 | 0 |
| Black/African American & White: | 0 | 0 | 0 | 0 | 0 | 0 | 0 | 0 |
| American Indian/Alaskan Native & Black/African American: | 0 | 0 | 0 | 0 | 0 | 0 | 0 | 0 |
| Other multi-racial: | 0 | 0 | 0 | 0 | 0 | 0 | 0 | 0 |
| Asian/Pacific Islander: | 0 | 0 | 0 | 0 | 0 | 0 | 0 | 0 |

PR03 - CITRUS HEIGHTS

Page: 14 of 59



U.S. Department of Housing and Urban Development
Office of Community Planning and Development
Integrated Disbursement and Information System
CDBG Activity Summary Report (GPR) for Program Year 2023
CITRUS HEIGHTS

Date: 26-Mar-2024
Time: 17:48
Page: 15

| | | | | | | | | |
|---------------------------|----------|----------|----------|----------|----------|----------|----------|----------|
| Hispanic: | 0 | 0 | 0 | 0 | 0 | 0 | 0 | 0 |
| Total: | 4 | 0 | 0 | 0 | 4 | 0 | 0 | 0 |
| Female-headed Households: | 0 | | 0 | | 0 | | | |
| Income Category: | Owner | Renter | Total | Person | | | | |
| Extremely Low | 2 | 0 | 2 | 0 | | | | |
| Low Mod | 2 | 0 | 2 | 0 | | | | |
| Moderate | 0 | 0 | 0 | 0 | | | | |
| Non Low Moderate | 0 | 0 | 0 | 0 | | | | |
| Total | 4 | 0 | 4 | 0 | | | | |
| Percent Low/Mod | 100.0% | | 100.0% | | | | | |

Annual Accomplishments

| Years | Accomplishment Narrative | # Benefiting |
|-------|--------------------------|--------------|
| 2023 | | |



U.S. Department of Housing and Urban Development
Office of Community Planning and Development
Integrated Disbursement and Information System
CDBG Activity Summary Report (GPR) for Program Year 2023
CITRUS HEIGHTS

Date: 26-Mar-2024
Time: 17:48
Page: 16

PGM Year: 2020
Project: 0013 - Public Services (CDBG-CV 3)
IDIS Activity: 248 - Renters Helpline Community Outreach & Website Updates CDBG-CV-3 (Phase II)
Status: Completed 2/28/2023 12:00:00 AM
Location: 1010 Hurley Way Sacramento, CA 95825-3215
Objective: Create suitable living environments
Outcome: Availability/accessibility
Matrix Code: Tenant/Landlord Counseling (05K)
National Objective: LMC

Activity to prevent, prepare for, and respond to Coronavirus: Yes

Initial Funding Date: 03/04/2022

Description:

Sacramento Self-Help Housing will update the Renters Helpline website to improve the support for tenants and landlords and keep information timely and relevant to meet evolving community needs.
In addition, SSHH will employ a full-time limited term Community Outreach position that will focus on creating and updating website content, disseminating relevant and timely information and resources through the website and social media channels, and conducting activities for Renters Helpline.

Financing

| | Fund Type | Grant Year | Grant | Funded Amount | Drawn In Program Year | Drawn Thru Program Year |
|--------------|--------------|------------|-------------|--------------------|-----------------------|-------------------------|
| CDBG | EN | 2020 | B20MW060056 | \$16,929.00 | \$0.00 | \$16,929.00 |
| Total | Total | | | \$16,929.00 | \$0.00 | \$16,929.00 |

Proposed Accomplishments

People (General) : 25

Actual Accomplishments

Number assisted:

| | Owner | | Renter | | Total | | Person | |
|--|-------|----------|--------|----------|-------|----------|--------|----------|
| | Total | Hispanic | Total | Hispanic | Total | Hispanic | Total | Hispanic |
| White: | 0 | 0 | 0 | 0 | 0 | 0 | 236 | 35 |
| Black/African American: | 0 | 0 | 0 | 0 | 0 | 0 | 31 | 1 |
| Asian: | 0 | 0 | 0 | 0 | 0 | 0 | 2 | 0 |
| American Indian/Alaskan Native: | 0 | 0 | 0 | 0 | 0 | 0 | 1 | 0 |
| Native Hawaiian/Other Pacific Islander: | 0 | 0 | 0 | 0 | 0 | 0 | 1 | 0 |
| American Indian/Alaskan Native & White: | 0 | 0 | 0 | 0 | 0 | 0 | 2 | 0 |
| Asian White: | 0 | 0 | 0 | 0 | 0 | 0 | 0 | 0 |
| Black/African American & White: | 0 | 0 | 0 | 0 | 0 | 0 | 0 | 0 |
| American Indian/Alaskan Native & Black/African American: | 0 | 0 | 0 | 0 | 0 | 0 | 1 | 0 |
| Other multi-racial: | 0 | 0 | 0 | 0 | 0 | 0 | 31 | 8 |
| Asian/Pacific Islander: | 0 | 0 | 0 | 0 | 0 | 0 | 0 | 0 |

PR03 - CITRUS HEIGHTS

Page: 16 of 59



U.S. Department of Housing and Urban Development
Office of Community Planning and Development
Integrated Disbursement and Information System
CDBG Activity Summary Report (GPR) for Program Year 2023
CITRUS HEIGHTS

Date: 26-Mar-2024
Time: 17:48
Page: 17

| | | | | | | | | |
|---------------------------|-------|--------|-------|--------|---|---|-----|----|
| Hispanic: | 0 | 0 | 0 | 0 | 0 | 0 | 0 | 0 |
| Total: | 0 | 0 | 0 | 0 | 0 | 0 | 305 | 44 |
| Female-headed Households: | 0 | | 0 | | 0 | | | |
| Income Category: | | | | | | | | |
| | Owner | Renter | Total | Person | | | | |
| Extremely Low | 0 | 0 | 0 | 120 | | | | |
| Low Mod | 0 | 0 | 0 | 109 | | | | |
| Moderate | 0 | 0 | 0 | 65 | | | | |
| Non Low Moderate | 0 | 0 | 0 | 11 | | | | |
| Total | 0 | 0 | 0 | 305 | | | | |
| Percent Low/Mod | 96.4% | | | | | | | |

Annual Accomplishments

| Years | Accomplishment Narrative | # Benefiting |
|--------------|---|---------------------|
| 2022 | Sacramento Self-Help Housing updated the Renters Helpline website to improve the support for tenants and landlords and keep information timely and relevant to meet evolving community needs. In addition, SSHH employed a full-time limited term Community Outreach position that focused on creating and updating website content, disseminating relevant and timely information and resources through the website and social media channels, and conducting activities for Renters Helpline. | |



U.S. Department of Housing and Urban Development
Office of Community Planning and Development
Integrated Disbursement and Information System
CDBG Activity Summary Report (GPR) for Program Year 2023
CITRUS HEIGHTS

Date: 26-Mar-2024
Time: 17:48
Page: 18

PGM Year: 2022
Project: 0001 - 2022 Planning and Administration
IDIS Activity: 249 - Planning & Administration (2022)
Status: Completed 3/21/2023 12:00:00 AM
Location: ,

Objective:
Outcome:
Matrix Code: General Program Administration (21A) **National Objective:**

Activity to prevent, prepare for, and respond to Coronavirus: No

Initial Funding Date: 09/16/2022

Description:

Planning and Administration funds will be used to effectively administer the CDBG program.

Financing

| | Fund Type | Grant Year | Grant | Funded Amount | Drawn In Program Year | Drawn Thru Program Year |
|--------------|--------------|------------|-------------|--------------------|-----------------------|-------------------------|
| CDBG | EN | 2022 | B22MC060056 | \$85,641.29 | \$0.00 | \$85,641.29 |
| | PI | | | \$1,770.82 | \$0.00 | \$1,770.82 |
| Total | Total | | | \$87,412.11 | \$0.00 | \$87,412.11 |

Proposed Accomplishments

Actual Accomplishments

Number assisted:

| | Owner | | Renter | | Total | | Person | |
|--|--------------|----------|---------------|----------|--------------|----------|---------------|----------|
| | Total | Hispanic | Total | Hispanic | Total | Hispanic | Total | Hispanic |
| White: | | | | | 0 | 0 | | |
| Black/African American: | | | | | 0 | 0 | | |
| Asian: | | | | | 0 | 0 | | |
| American Indian/Alaskan Native: | | | | | 0 | 0 | | |
| Native Hawaiian/Other Pacific Islander: | | | | | 0 | 0 | | |
| American Indian/Alaskan Native & White: | | | | | 0 | 0 | | |
| Asian White: | | | | | 0 | 0 | | |
| Black/African American & White: | | | | | 0 | 0 | | |
| American Indian/Alaskan Native & Black/African American: | | | | | 0 | 0 | | |
| Other multi-racial: | | | | | 0 | 0 | | |
| Asian/Pacific Islander: | | | | | 0 | 0 | | |
| Hispanic: | | | | | 0 | 0 | | |
| Total: | 0 | 0 | 0 | 0 | 0 | 0 | 0 | 0 |

PR03 - CITRUS HEIGHTS

Page: 18 of 59



U.S. Department of Housing and Urban Development
Office of Community Planning and Development
Integrated Disbursement and Information System
CDBG Activity Summary Report (GPR) for Program Year 2023
CITRUS HEIGHTS

Date: 26-Mar-2024
Time: 17:48
Page: 19

Female-headed Households:

0

| Income Category: | Owner | Renter | Total | Person |
|------------------|-------|--------|-------|--------|
| Extremely Low | | | 0 | |
| Low Mod | | | 0 | |
| Moderate | | | 0 | |
| Non Low Moderate | | | 0 | |
| Total | 0 | 0 | 0 | 0 |
| Percent Low/Mod | | | | |

Annual Accomplishments

No data returned for this view. This might be because the applied filter excludes all data.



U.S. Department of Housing and Urban Development
Office of Community Planning and Development
Integrated Disbursement and Information System
CDBG Activity Summary Report (GPR) for Program Year 2023
CITRUS HEIGHTS

Date: 26-Mar-2024
Time: 17:48
Page: 20

| | | | | | | | | | |
|----------------|---|--------------|--------------------------------------|---------------------|-----|--|--|--|--|
| PGM Year: | 2020 | | | | | | | | |
| Project: | 0013 - Public Services (CDBG-CV 3) | | | | | | | | |
| IDIS Activity: | 250 - Critical Home Repair Grant Program (CDBG-CV3) | | | | | | | | |
| Status: | Completed 2/28/2023 12:00:00 AM | Objective: | Create suitable living environments | | | | | | |
| Location: | 7501 Golden Eye Ln Citrus Heights, CA 95621-1636 | Outcome: | Availability/accessibility | | | | | | |
| | | Matrix Code: | Rehab; Single-Unit Residential (14A) | National Objective: | LMH | | | | |

Activity to prevent, prepare for, and respond to Coronavirus: Yes

Initial Funding Date: 06/21/2022

Description:

Rebuilding Together Sacramento will administer the city's Critical Home Repair Grant Program in response to the increased need for services as a result of the COVID-19 pandemic.

Financing

| | Fund Type | Grant Year | Grant | Funded Amount | Drawn In Program Year | Drawn Thru Program Year |
|--------------|--------------|------------|-------------|--------------------|-----------------------|-------------------------|
| CDBG | EN | 2020 | B20MW060056 | \$96,445.00 | \$0.00 | \$96,445.00 |
| Total | Total | | | \$96,445.00 | \$0.00 | \$96,445.00 |

Proposed Accomplishments

Housing Units : 6

Actual Accomplishments

Number assisted:

| | Owner | | Renter | | Total | | Person | |
|--|----------|----------|----------|----------|----------|----------|----------|----------|
| | Total | Hispanic | Total | Hispanic | Total | Hispanic | Total | Hispanic |
| White: | 6 | 0 | 0 | 0 | 6 | 0 | 0 | 0 |
| Black/African American: | 0 | 0 | 0 | 0 | 0 | 0 | 0 | 0 |
| Asian: | 0 | 0 | 0 | 0 | 0 | 0 | 0 | 0 |
| American Indian/Alaskan Native: | 0 | 0 | 0 | 0 | 0 | 0 | 0 | 0 |
| Native Hawaiian/Other Pacific Islander: | 0 | 0 | 0 | 0 | 0 | 0 | 0 | 0 |
| American Indian/Alaskan Native & White: | 0 | 0 | 0 | 0 | 0 | 0 | 0 | 0 |
| Asian White: | 0 | 0 | 0 | 0 | 0 | 0 | 0 | 0 |
| Black/African American & White: | 0 | 0 | 0 | 0 | 0 | 0 | 0 | 0 |
| American Indian/Alaskan Native & Black/African American: | 0 | 0 | 0 | 0 | 0 | 0 | 0 | 0 |
| Other multi-racial: | 0 | 0 | 0 | 0 | 0 | 0 | 0 | 0 |
| Asian/Pacific Islander: | 0 | 0 | 0 | 0 | 0 | 0 | 0 | 0 |
| Hispanic: | 0 | 0 | 0 | 0 | 0 | 0 | 0 | 0 |
| Total: | 6 | 0 | 0 | 0 | 6 | 0 | 0 | 0 |

PR03 - CITRUS HEIGHTS

Page: 20 of 59



U.S. Department of Housing and Urban Development
Office of Community Planning and Development
Integrated Disbursement and Information System
CDBG Activity Summary Report (GPR) for Program Year 2023
CITRUS HEIGHTS

Date: 26-Mar-2024
Time: 17:48
Page: 21

Female-headed Households: 0 0 0

| Income Category: | Owner | Renter | Total | Person |
|------------------|--------|--------|--------|--------|
| Extremely Low | 2 | 0 | 2 | 0 |
| Low Mod | 1 | 0 | 1 | 0 |
| Moderate | 3 | 0 | 3 | 0 |
| Non Low Moderate | 0 | 0 | 0 | 0 |
| Total | 6 | 0 | 6 | 0 |
| Percent Low/Mod | 100.0% | | 100.0% | |

Annual Accomplishments

| Years | Accomplishment Narrative | # Benefitting |
|-------|---|---------------|
| 2022 | City funded the Critical Home Repair Grant Program in 2022 with CV funds. These funds assisted six mobile home homeowners with HVAC replacement, roof replacement/repair and other critical home repairs. | |



U.S. Department of Housing and Urban Development
Office of Community Planning and Development
Integrated Disbursement and Information System
CDBG Activity Summary Report (GPR) for Program Year 2023
CITRUS HEIGHTS

Date: 26-Mar-2024
Time: 17:48
Page: 22

| | | | |
|----------------|--|---------------------|-------------------------------------|
| PGM Year: | 2022 | | |
| Project: | 0002 - 2022 Public Services | | |
| IDIS Activity: | 251 - Campus Life Connection | | |
| Status: | Completed 2/28/2023 12:00:00 AM | Objective: | Create suitable living environments |
| Location: | 7836 Sayonara Dr Citrus Heights, CA 95610-5103 | Outcome: | Availability/accessibility |
| | | Matrix Code: | Youth Services (05D) |
| | | National Objective: | LMC |

Activity to prevent, prepare for, and respond to Coronavirus: No

Initial Funding Date: 11/18/2022

Description:

Campus Life Connection (Matrix Code 05D, LMC) - Operate an after-school center that provides low-income youth with educational support and recreational activities. Activities include mentoring, tutoring, educational games, technology center, and daily nutritious meals to an estimated 105 youth. Funding for this activity is estimated at \$17,343.

Financing

| | Fund Type | Grant Year | Grant | Funded Amount | Drawn In Program Year | Drawn Thru Program Year |
|-------|-----------|------------|-------------|---------------|-----------------------|-------------------------|
| CDBG | EN | 2022 | B22MC060056 | \$17,343.00 | \$0.00 | \$17,343.00 |
| Total | Total | | | \$17,343.00 | \$0.00 | \$17,343.00 |

Proposed Accomplishments

People (General) : 105


Actual Accomplishments

Number assisted:

| | Owner | | Renter | | Total | | Person | |
|--|-------|----------|--------|----------|-------|----------|--------|----------|
| | Total | Hispanic | Total | Hispanic | Total | Hispanic | Total | Hispanic |
| White: | 0 | 0 | 0 | 0 | 0 | 0 | 22 | 5 |
| Black/African American: | 0 | 0 | 0 | 0 | 0 | 0 | 13 | 2 |
| Asian: | 0 | 0 | 0 | 0 | 0 | 0 | 1 | 0 |
| American Indian/Alaskan Native: | 0 | 0 | 0 | 0 | 0 | 0 | 12 | 7 |
| Native Hawaiian/Other Pacific Islander: | 0 | 0 | 0 | 0 | 0 | 0 | 0 | 0 |
| American Indian/Alaskan Native & White: | 0 | 0 | 0 | 0 | 0 | 0 | 0 | 0 |
| Asian White: | 0 | 0 | 0 | 0 | 0 | 0 | 0 | 0 |
| Black/African American & White: | 0 | 0 | 0 | 0 | 0 | 0 | 4 | 1 |
| American Indian/Alaskan Native & Black/African American: | 0 | 0 | 0 | 0 | 0 | 0 | 0 | 0 |
| Other multi-racial: | 0 | 0 | 0 | 0 | 0 | 0 | 62 | 62 |
| Asian/Pacific Islander: | 0 | 0 | 0 | 0 | 0 | 0 | 0 | 0 |
| Hispanic: | 0 | 0 | 0 | 0 | 0 | 0 | 0 | 0 |

PR03 - CITRUS HEIGHTS

Page: 22 of 59





U.S. Department of Housing and Urban Development
Office of Community Planning and Development
Integrated Disbursement and Information System
CDBG Activity Summary Report (GPR) for Program Year 2023
CITRUS HEIGHTS

Date: 26-Mar-2024
Time: 17:48
Page: 24

| | | | |
|----------------|---|---------------------|-------------------------------------|
| PGM Year: | 2022 | | |
| Project: | 0002 - 2022 Public Services | | |
| IDIS Activity: | 252 - Meals On Wheels | | |
| Status: | Completed 2/28/2023 12:00:00 AM | Objective: | Create suitable living environments |
| Location: | 7375 Park City Dr Sacramento, CA 95831-3866 | Outcome: | Availability/accessibility |
| | | Matrix Code: | Senior Services (05A) |
| | | National Objective: | LMC |

Activity to prevent, prepare for, and respond to Coronavirus: No

Initial Funding Date: 11/18/2022

Description:

Meals on Wheels (Matrix Code 05A, LMC)- Provide a balanced, nutritious meals Mon-Fri, 250 days per year to an estimated 284 seniors either dining at Rusch Park Community Center five days a week or by delivery to homebound seniors.
Funding for this activity is estimated at \$16,640.

Financing

| | Fund Type | Grant Year | Grant | Funded Amount | Drawn In Program Year | Drawn Thru Program Year |
|--------------|--------------|------------|-------------|--------------------|-----------------------|-------------------------|
| CDBG | EN | 2022 | B22MC060056 | \$16,640.00 | \$0.00 | \$16,640.00 |
| Total | Total | | | \$16,640.00 | \$0.00 | \$16,640.00 |

Proposed Accomplishments

People (General) : 284


Actual Accomplishments

Number assisted:

| | Owner | | Renter | | Total | | Person | |
|--|-------|----------|--------|----------|-------|----------|--------|----------|
| | Total | Hispanic | Total | Hispanic | Total | Hispanic | Total | Hispanic |
| White: | 0 | 0 | 0 | 0 | 0 | 0 | 162 | 5 |
| Black/African American: | 0 | 0 | 0 | 0 | 0 | 0 | 8 | 0 |
| Asian: | 0 | 0 | 0 | 0 | 0 | 0 | 9 | 0 |
| American Indian/Alaskan Native: | 0 | 0 | 0 | 0 | 0 | 0 | 6 | 1 |
| Native Hawaiian/Other Pacific Islander: | 0 | 0 | 0 | 0 | 0 | 0 | 0 | 0 |
| American Indian/Alaskan Native & White: | 0 | 0 | 0 | 0 | 0 | 0 | 0 | 0 |
| Asian White: | 0 | 0 | 0 | 0 | 0 | 0 | 0 | 0 |
| Black/African American & White: | 0 | 0 | 0 | 0 | 0 | 0 | 0 | 0 |
| American Indian/Alaskan Native & Black/African American: | 0 | 0 | 0 | 0 | 0 | 0 | 0 | 0 |
| Other multi-racial: | 0 | 0 | 0 | 0 | 0 | 0 | 40 | 14 |
| Asian/Pacific Islander: | 0 | 0 | 0 | 0 | 0 | 0 | 0 | 0 |
| Hispanic: | 0 | 0 | 0 | 0 | 0 | 0 | 0 | 0 |

PR03 - CITRUS HEIGHTS

Page: 24 of 59



| Years | Accomplishment Narrative | # Benefiting |
|-------|--|--------------|
| 2022 | Meals on Wheels (Matrix Code 05A, LMC)- Provided a balanced, nutritious meals Mon-Fri, 250 days per year to seniors. | |



U.S. Department of Housing and Urban Development
Office of Community Planning and Development
Integrated Disbursement and Information System
CDBG Activity Summary Report (GPR) for Program Year 2023
CITRUS HEIGHTS

Date: 26-Mar-2024
Time: 17:48
Page: 26

PGM Year: 2022
Project: 0002 - 2022 Public Services
IDIS Activity: 253 - Sacramento Self-Help Housing - Housing Counseling/Navigator Program
Status: Completed 2/28/2023 12:00:00 AM
Location: 1010 Hurley Way Sacramento, CA 95825-3215
Objective: Create suitable living environments
Outcome: Availability/accessibility
Matrix Code: Housing Counseling only, under 24 CFR 5.100 (05U)
National Objective: LMC

Activity to prevent, prepare for, and respond to Coronavirus: No

Initial Funding Date: 11/18/2022

Description:

Sacramento Self-Help Housing, Housing Counseling/Navigator (Matrix Code: 05U, LMC) - To provide housing counseling services to approximately 112 households currently experiencing homelessness.
Funding for this activity is estimated at \$16,000.

Financing

| | Fund Type | Grant Year | Grant | Funded Amount | Drawn In Program Year | Drawn Thru Program Year |
|--------------|--------------|------------|-------------|--------------------|-----------------------|-------------------------|
| CDBG | EN | 2022 | B22MC060056 | \$16,000.00 | \$0.00 | \$16,000.00 |
| Total | Total | | | \$16,000.00 | \$0.00 | \$16,000.00 |

Proposed Accomplishments

People (General) : 112

Actual Accomplishments

Number assisted:

| | Owner | | Renter | | Total | | Person | |
|--|-------|----------|--------|----------|-------|----------|--------|----------|
| | Total | Hispanic | Total | Hispanic | Total | Hispanic | Total | Hispanic |
| White: | 0 | 0 | 0 | 0 | 0 | 0 | 167 | 13 |
| Black/African American: | 0 | 0 | 0 | 0 | 0 | 0 | 26 | 0 |
| Asian: | 0 | 0 | 0 | 0 | 0 | 0 | 3 | 1 |
| American Indian/Alaskan Native: | 0 | 0 | 0 | 0 | 0 | 0 | 1 | 0 |
| Native Hawaiian/Other Pacific Islander: | 0 | 0 | 0 | 0 | 0 | 0 | 0 | 0 |
| American Indian/Alaskan Native & White: | 0 | 0 | 0 | 0 | 0 | 0 | 0 | 0 |
| Asian White: | 0 | 0 | 0 | 0 | 0 | 0 | 0 | 0 |
| Black/African American & White: | 0 | 0 | 0 | 0 | 0 | 0 | 0 | 0 |
| American Indian/Alaskan Native & Black/African American: | 0 | 0 | 0 | 0 | 0 | 0 | 0 | 0 |
| Other multi-racial: | 0 | 0 | 0 | 0 | 0 | 0 | 5 | 1 |
| Asian/Pacific Islander: | 0 | 0 | 0 | 0 | 0 | 0 | 0 | 0 |
| Hispanic: | 0 | 0 | 0 | 0 | 0 | 0 | 0 | 0 |

PR03 - CITRUS HEIGHTS

Page: 26 of 59



U.S. Department of Housing and Urban Development
Office of Community Planning and Development
Integrated Disbursement and Information System
CDBG Activity Summary Report (GPR) for Program Year 2023
CITRUS HEIGHTS

Date: 26-Mar-2024
Time: 17:48
Page: 27

Total: 0 0 0 0 0 0 202 15

Female-headed Households: 0 0 0

| Income Category: | Owner | Renter | Total | Person |
|------------------|-------|--------|-------|--------|
| Extremely Low | 0 | 0 | 0 | 175 |
| Low Mod | 0 | 0 | 0 | 18 |
| Moderate | 0 | 0 | 0 | 7 |
| Non Low Moderate | 0 | 0 | 0 | 2 |
| Total | 0 | 0 | 0 | 202 |
| Percent Low/Mod | | | | 99.0% |

Annual Accomplishments

| Years | Accomplishment Narrative | # Benefitting |
|-------|--|---------------|
| 2022 | Sacramento Self-Help Housing, Housing Counseling/Navigator (Matrix Code: 05U, LMC) - Provided housing counseling services to households experiencing homelessness. | |



U.S. Department of Housing and Urban Development
Office of Community Planning and Development
Integrated Disbursement and Information System
CDBG Activity Summary Report (GPR) for Program Year 2023
CITRUS HEIGHTS

Date: 26-Mar-2024
Time: 17:48
Page: 28

| | | | |
|----------------|---|---------------------|-------------------------------------|
| PGM Year: | 2022 | | |
| Project: | 0002 - 2022 Public Services | | |
| IDIS Activity: | 254 - Sacramento Self-Help Housing - Renters Helpline | | |
| Status: | Completed 3/28/2023 12:00:00 AM | Objective: | Create suitable living environments |
| Location: | 1010 Hurley Way Sacramento, CA 95825-3215 | Outcome: | Availability/accessibility |
| | | Matrix Code: | Tenant/Landlord Counseling (05K) |
| | | National Objective: | LMC |

Activity to prevent, prepare for, and respond to Coronavirus: No

Initial Funding Date: 11/18/2022

Description:

Sacramento Self-Help Housing, Renter's Helpline (Matrix Code: 05K, LMC) - To provide a telephone and Internet-based "Renters Helpline" which provides counseling, dispute resolution, and fair housing services to approximately 425 households annually. Funding for this activity is estimated at \$23,403.

Financing

| | Fund Type | Grant Year | Grant | Funded Amount | Drawn In Program Year | Drawn Thru Program Year |
|-------|-----------|------------|-------------|---------------|-----------------------|-------------------------|
| CDBG | EN | 2022 | B22MC060056 | \$23,403.00 | \$0.00 | \$23,403.00 |
| Total | Total | | | \$23,403.00 | \$0.00 | \$23,403.00 |

Proposed Accomplishments

People (General) : 425

Actual Accomplishments

Number assisted:

| | Owner | | Renter | | Total | | Person | |
|--|-------|----------|--------|----------|-------|----------|--------|----------|
| | Total | Hispanic | Total | Hispanic | Total | Hispanic | Total | Hispanic |
| White: | 0 | 0 | 0 | 0 | 0 | 0 | 236 | 35 |
| Black/African American: | 0 | 0 | 0 | 0 | 0 | 0 | 31 | 1 |
| Asian: | 0 | 0 | 0 | 0 | 0 | 0 | 2 | 0 |
| American Indian/Alaskan Native: | 0 | 0 | 0 | 0 | 0 | 0 | 1 | 0 |
| Native Hawaiian/Other Pacific Islander: | 0 | 0 | 0 | 0 | 0 | 0 | 1 | 0 |
| American Indian/Alaskan Native & White: | 0 | 0 | 0 | 0 | 0 | 0 | 2 | 0 |
| Asian White: | 0 | 0 | 0 | 0 | 0 | 0 | 0 | 0 |
| Black/African American & White: | 0 | 0 | 0 | 0 | 0 | 0 | 0 | 0 |
| American Indian/Alaskan Native & Black/African American: | 0 | 0 | 0 | 0 | 0 | 0 | 1 | 0 |
| Other multi-racial: | 0 | 0 | 0 | 0 | 0 | 0 | 31 | 8 |
| Asian/Pacific Islander: | 0 | 0 | 0 | 0 | 0 | 0 | 0 | 0 |
| Hispanic: | 0 | 0 | 0 | 0 | 0 | 0 | 0 | 0 |

PR03 - CITRUS HEIGHTS

Page: 28 of 59



U.S. Department of Housing and Urban Development
Office of Community Planning and Development
Integrated Disbursement and Information System
CDBG Activity Summary Report (GPR) for Program Year 2023
CITRUS HEIGHTS

Date: 26-Mar-2024
Time: 17:48
Page: 29

| | | | | | | | | |
|---------------|----------|----------|----------|----------|----------|----------|------------|-----------|
| Total: | 0 | 0 | 0 | 0 | 0 | 0 | 305 | 44 |
|---------------|----------|----------|----------|----------|----------|----------|------------|-----------|

| | | | | | | | | |
|---------------------------|---|--|---|--|---|--|--|--|
| Female-headed Households: | 0 | | 0 | | 0 | | | |
|---------------------------|---|--|---|--|---|--|--|--|

| | | | | |
|-------------------------|--------------|---------------|--------------|---------------|
| <i>Income Category:</i> | Owner | Renter | Total | Person |
| Extremely Low | 0 | 0 | 0 | 120 |
| Low Mod | 0 | 0 | 0 | 109 |
| Moderate | 0 | 0 | 0 | 65 |
| Non Low Moderate | 0 | 0 | 0 | 11 |
| Total | 0 | 0 | 0 | 305 |
| Percent Low/Mod | | | | 96.4% |

Annual Accomplishments

| Years | Accomplishment Narrative | # Benefitting |
|--------------|--|----------------------|
| 2022 | Sacramento Self-Help Housing, Renter's Helpline (Matrix Code: 05K, LMC) - Provided a telephone and Internet-based "Renters Helpline" which provides counseling, dispute resolution, and fair housing services. | |



U.S. Department of Housing and Urban Development
Office of Community Planning and Development
Integrated Disbursement and Information System
CDBG Activity Summary Report (GPR) for Program Year 2023
CITRUS HEIGHTS

Date: 26-Mar-2024
Time: 17:48
Page: 30

PGM Year: 2022
Project: 0002 - 2022 Public Services
IDIS Activity: 255 - Sunrise Christian Food Ministry
Status: Completed 2/28/2023 12:00:00 AM
Location: 5901 San Juan Ave Citrus Heights, CA 95610-6508
Objective: Create suitable living environments
Outcome: Availability/accessibility
Matrix Code: Food Banks (05W)
National Objective: LMC

Activity to prevent, prepare for, and respond to Coronavirus: No

Initial Funding Date: 11/18/2022

Description:

Sunrise Christian Food Ministry, Emergency Food Bank (Matrix Code: 05W, LMC) - To provide ongoing emergency food to approximately 7,000 low-income and homeless persons in Citrus Heights.
Funding for this activity is estimated at \$20,342.

Financing

| | Fund Type | Grant Year | Grant | Funded Amount | Drawn In Program Year | Drawn Thru Program Year |
|--------------|--------------|------------|-------------|--------------------|-----------------------|-------------------------|
| CDBG | EN | 2022 | B22MC060056 | \$20,342.00 | \$0.00 | \$20,342.00 |
| Total | Total | | | \$20,342.00 | \$0.00 | \$20,342.00 |

Proposed Accomplishments

People (General) : 7,000

Actual Accomplishments

Number assisted:

| | Owner | | Renter | | Total | | Person | |
|--|-------|----------|--------|----------|-------|----------|--------|----------|
| | Total | Hispanic | Total | Hispanic | Total | Hispanic | Total | Hispanic |
| White: | 0 | 0 | 0 | 0 | 0 | 0 | 4,412 | 0 |
| Black/African American: | 0 | 0 | 0 | 0 | 0 | 0 | 262 | 0 |
| Asian: | 0 | 0 | 0 | 0 | 0 | 0 | 94 | 0 |
| American Indian/Alaskan Native: | 0 | 0 | 0 | 0 | 0 | 0 | 37 | 0 |
| Native Hawaiian/Other Pacific Islander: | 0 | 0 | 0 | 0 | 0 | 0 | 70 | 0 |
| American Indian/Alaskan Native & White: | 0 | 0 | 0 | 0 | 0 | 0 | 5 | 0 |
| Asian White: | 0 | 0 | 0 | 0 | 0 | 0 | 10 | 0 |
| Black/African American & White: | 0 | 0 | 0 | 0 | 0 | 0 | 42 | 0 |
| American Indian/Alaskan Native & Black/African American: | 0 | 0 | 0 | 0 | 0 | 0 | 0 | 0 |
| Other multi-racial: | 0 | 0 | 0 | 0 | 0 | 0 | 1,289 | 948 |
| Asian/Pacific Islander: | 0 | 0 | 0 | 0 | 0 | 0 | 0 | 0 |
| Hispanic: | 0 | 0 | 0 | 0 | 0 | 0 | 0 | 0 |

PR03 - CITRUS HEIGHTS

Page: 30 of 59



U.S. Department of Housing and Urban Development
Office of Community Planning and Development
Integrated Disbursement and Information System
CDBG Activity Summary Report (GPR) for Program Year 2023
CITRUS HEIGHTS

Date: 26-Mar-2024
Time: 17:48
Page: 31

| | | | | | | | | |
|---------------|---|---|---|---|---|---|-------|-----|
| Total: | 0 | 0 | 0 | 0 | 0 | 0 | 6,221 | 948 |
|---------------|---|---|---|---|---|---|-------|-----|

| | | | | | | | | |
|---------------------------|---|--|---|--|---|--|--|--|
| Female-headed Households: | 0 | | 0 | | 0 | | | |
|---------------------------|---|--|---|--|---|--|--|--|

| | | | | |
|-------------------------|--------------|---------------|--------------|---------------|
| <i>Income Category:</i> | Owner | Renter | Total | Person |
| Extremely Low | 0 | 0 | 0 | 0 |
| Low Mod | 0 | 0 | 0 | 6,221 |
| Moderate | 0 | 0 | 0 | 0 |
| Non Low Moderate | 0 | 0 | 0 | 0 |
| Total | 0 | 0 | 0 | 6,221 |
| Percent Low/Mod | | | | 100.0% |

Annual Accomplishments

| Years | Accomplishment Narrative | # Benefitting |
|--------------|--|----------------------|
| 2022 | Sunrise Christian Food Ministry, Emergency Food Bank (Matrix Code: 05W, LMC) - Provided ongoing emergency food to low-income and homeless persons in Citrus Heights. | |



U.S. Department of Housing and Urban Development
Office of Community Planning and Development
Integrated Disbursement and Information System
CDBG Activity Summary Report (GPR) for Program Year 2023
CITRUS HEIGHTS

Date: 26-Mar-2024
Time: 17:48
Page: 32

PGM Year: 2022
Project: 0004 - Greenback Lane Complete Streets Project (PY 2021)
IDIS Activity: 257 - Greenback Lane Complete Streets Project
Status: Completed 2/24/2023 12:00:00 AM
Location: 6360 Fountain Square Dr Citrus Heights, CA 95621-5634
Objective: Create suitable living environments
Outcome: Availability/accessibility
Matrix Code: Street Improvements (03K)
National Objective: LMA

Activity to prevent, prepare for, and respond to Coronavirus: No

Initial Funding Date: 09/07/2022

Description:

The City cancelled the 2021 Accessibility and Drainage Improvement Project (approved in PY 2021) and reallocated the funding to the Signalized Intersection Project (\$375,480) and the remainder (\$287,303) to the Greenback Lane Complete Streets Project.
The Signalized Intersection Project was completed in 2021 and the Greenback Lane Complete Streets Project will begin in PY 2022.

Financing

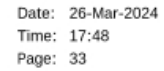
| | Fund Type | Grant Year | Grant | Funded Amount | Drawn In Program Year | Drawn Thru Program Year |
|--------------|--------------|------------|-------------|---------------------|-----------------------|-------------------------|
| CDBG | EN | 2020 | B20MC060056 | \$287,303.00 | \$0.00 | \$287,303.00 |
| Total | Total | | | \$287,303.00 | \$0.00 | \$287,303.00 |

Proposed Accomplishments

People (General) : 500
Total Population in Service Area: 6,490
Census Tract Percent Low / Mod: 72.42

Annual Accomplishments

| Years | Accomplishment Narrative | # Benefiting |
|-------|--|--------------|
| 2022 | The City cancelled the 2021 Accessibility and Drainage Improvement Project (approved in PY 2021) and reallocated the funding to the Signalized Intersection Project (\$375,480) and the remainder (\$287,303) to the Greenback Lane Complete Streets Project. The Signalized Intersection Project was completed in 2021 and the Greenback Lane Complete Streets Project will begin in PY 2022. | |





U.S. Department of Housing and Urban Development
Office of Community Planning and Development
Integrated Disbursement and Information System
CDBG Activity Summary Report (GPR) for Program Year 2023
CITRUS HEIGHTS

Date: 26-Mar-2024
Time: 17:48
Page: 34

Female-headed Households: 0 0 0

| Income Category: | Owner | Renter | Total | Person |
|------------------|-------|--------|-------|--------|
| Extremely Low | 0 | 0 | 0 | 10 |
| Low Mod | 0 | 0 | 0 | 4 |
| Moderate | 0 | 0 | 0 | 7 |
| Non Low Moderate | 0 | 0 | 0 | 3 |
| Total | 0 | 0 | 0 | 24 |
| Percent Low/Mod | | | | 87.5% |

Annual Accomplishments

| Years | Accomplishment Narrative | # Benefitting |
|-------|--|---------------|
| 2022 | | |
| 2023 | PRIDE Industries had a successful year, the Youth Employment Services Program provided services to 24 youth during program year 2023. A variety of services were provided including: employment workshops, resume workshops, career exploration workshop, were provided throughout the year. | |



U.S. Department of Housing and Urban Development
Office of Community Planning and Development
Integrated Disbursement and Information System
CDBG Activity Summary Report (GPR) for Program Year 2023
CITRUS HEIGHTS

Date: 26-Mar-2024
Time: 17:48
Page: 35

| | | | |
|----------------|---|---------------------|-------------------------------------|
| PGM Year: | 2022 | | |
| Project: | 0003 - 2022 Residential Resurfacing Project | | |
| IDIS Activity: | 259 - Street Resurfacing: Noreen Way and Kersten Street | | |
| Status: | Completed 2/24/2023 12:00:00 AM | Objective: | Create suitable living environments |
| Location: | 7200 Kersten St Citrus Heights, CA 95621-3630 | Outcome: | Availability/accessibility |
| | | Matrix Code: | Street Improvements (03K) |
| | | National Objective: | LMA |

Activity to prevent, prepare for, and respond to Coronavirus: No

Initial Funding Date: 12/07/2022

Description:

Street resurfacing project for Noreen Way and Kersten Street - includes 3 curb ramps and 2 sidewalk improvements.

Financing

| | Fund Type | Grant Year | Grant | Funded Amount | Drawn In Program Year | Drawn Thru Program Year |
|-------|-----------|------------|-------------|---------------|-----------------------|-------------------------|
| CDBG | EN | 2022 | B22MC060056 | \$72,050.01 | \$0.00 | \$72,050.01 |
| Total | Total | | | \$72,050.01 | \$0.00 | \$72,050.01 |

Proposed Accomplishments

People (General) : 1,190

Total Population in Service Area: 1,880

Census Tract Percent Low / Mod: 63.30

Annual Accomplishments

| Years | Accomplishment Narrative | # Benefitting |
|-------|--|---------------|
| 2022 | Street resurfacing project for Noreen Way and Kersten Street - Completed 3 curb ramps and 2 sidewalk improvements. | |



U.S. Department of Housing and Urban Development
Office of Community Planning and Development
Integrated Disbursement and Information System
CDBG Activity Summary Report (GPR) for Program Year 2023
CITRUS HEIGHTS

Date: 26-Mar-2024
Time: 17:48
Page: 36

PGM Year: 2022
Project: 0003 - 2022 Residential Resurfacing Project
IDIS Activity: 260 - Street Resurfacing: Paco Court, Gobi Court, Beta Court
Status: Completed 2/24/2023 12:00:00 AM
Location: 6310 Paco Ct Citrus Heights, CA 95621-0906
Objective: Create suitable living environments
Outcome: Availability/accessibility
Matrix Code: Street Improvements (03K)
National Objective: LMC

Activity to prevent, prepare for, and respond to Coronavirus: No

Initial Funding Date: 12/02/2022

Description:

Street Resurfacing Project - ADA Project qualifying on LMC national objective - includes 6 curb ramps.

Financing

| | Fund Type | Grant Year | Grant | Funded Amount | Drawn In Program Year | Drawn Thru Program Year |
|--------------|--------------|------------|-------------|--------------------|-----------------------|-------------------------|
| CDBG | EN | 2022 | B22MC060056 | \$62,789.93 | \$0.00 | \$62,789.93 |
| Total | Total | | | \$62,789.93 | \$0.00 | \$62,789.93 |

Proposed Accomplishments

People (General) : 441

Actual Accomplishments

Number assisted:

| | Owner | | Renter | | Total | | Person | |
|--|----------|----------|----------|----------|----------|----------|------------|-----------|
| | Total | Hispanic | Total | Hispanic | Total | Hispanic | Total | Hispanic |
| White: | 0 | 0 | 0 | 0 | 0 | 0 | 346 | 28 |
| Black/African American: | 0 | 0 | 0 | 0 | 0 | 0 | 13 | 0 |
| Asian: | 0 | 0 | 0 | 0 | 0 | 0 | 23 | 0 |
| American Indian/Alaskan Native: | 0 | 0 | 0 | 0 | 0 | 0 | 0 | 0 |
| Native Hawaiian/Other Pacific Islander: | 0 | 0 | 0 | 0 | 0 | 0 | 0 | 0 |
| American Indian/Alaskan Native & White: | 0 | 0 | 0 | 0 | 0 | 0 | 0 | 0 |
| Asian White: | 0 | 0 | 0 | 0 | 0 | 0 | 0 | 0 |
| Black/African American & White: | 0 | 0 | 0 | 0 | 0 | 0 | 0 | 0 |
| American Indian/Alaskan Native & Black/African American: | 0 | 0 | 0 | 0 | 0 | 0 | 0 | 0 |
| Other multi-racial: | 0 | 0 | 0 | 0 | 0 | 0 | 59 | 0 |
| Asian/Pacific Islander: | 0 | 0 | 0 | 0 | 0 | 0 | 0 | 0 |
| Hispanic: | 0 | 0 | 0 | 0 | 0 | 0 | 0 | 0 |
| Total: | 0 | 0 | 0 | 0 | 0 | 0 | 441 | 28 |

PR03 - CITRUS HEIGHTS

Page: 36 of 59



U.S. Department of Housing and Urban Development
Office of Community Planning and Development
Integrated Disbursement and Information System
CDBG Activity Summary Report (GPR) for Program Year 2023
CITRUS HEIGHTS

Date: 26-Mar-2024
Time: 17:48
Page: 37

Female-headed Households: 0 0 0

| Income Category: | Owner | Renter | Total | Person |
|------------------|-------|--------|-------|--------|
| Extremely Low | 0 | 0 | 0 | 0 |
| Low Mod | 0 | 0 | 0 | 441 |
| Moderate | 0 | 0 | 0 | 0 |
| Non Low Moderate | 0 | 0 | 0 | 0 |
| Total | 0 | 0 | 0 | 441 |
| Percent Low/Mod | | | | 100.0% |

Annual Accomplishments

| Years | Accomplishment Narrative | # Benefitting |
|-------|--|---------------|
| 2022 | Street Resurfacing Project - ADA Project qualifying on LMC national objective - includes 6 curb ramps. | |



U.S. Department of Housing and Urban Development
Office of Community Planning and Development
Integrated Disbursement and Information System
CDBG Activity Summary Report (GPR) for Program Year 2023
CITRUS HEIGHTS

Date: 26-Mar-2024
Time: 17:48
Page: 38

| | | | | | |
|-----------------------|---|--|---------------------|-------------------------------------|--------------------------------|
| PGM Year: | 2022 | | | | |
| Project: | 0003 - 2022 Residential Resurfacing Project | | | | |
| IDIS Activity: | 261 - Street Resurfacing: Whaler Court, Sloop Court, Rigging Court, Ketch Court | | | | |
| Status: | Completed 2/24/2023 12:00:00 AM | | Objective: | Create suitable living environments | |
| Location: | 5924 Whaler Ct Citrus Heights, CA 95621-3424 | | Outcome: | Availability/accessibility | |
| | | | Matrix Code: | Street Improvements (03K) | National Objective: LMA |

Activity to prevent, prepare for, and respond to Coronavirus: No

Initial Funding Date: 12/07/2022

Description:

Street Resurfacing Project - ADA Project qualifying on LMA national objective - includes 8 curb ramps and 4 sidewalk improvements.

Financing

| | Fund Type | Grant Year | Grant | Funded Amount | Drawn In Program Year | Drawn Thru Program Year |
|--------------|--------------|------------|-------------|---------------------|-----------------------|-------------------------|
| CDBG | EN | 2022 | B22MC060056 | \$114,550.28 | \$0.00 | \$114,550.28 |
| Total | Total | | | \$114,550.28 | \$0.00 | \$114,550.28 |

Proposed Accomplishments

People (General) : 1,135

Total Population in Service Area: 1,610

Census Tract Percent Low / Mod: 70.50

Annual Accomplishments

| Years | Accomplishment Narrative | # Benefitting |
|-------|---|---------------|
| 2022 | Street Resurfacing Project - ADA Project qualifying on LMA national objective - Completed 8 curb ramps and 4 sidewalk improvements. | |



U.S. Department of Housing and Urban Development
Office of Community Planning and Development
Integrated Disbursement and Information System
CDBG Activity Summary Report (GPR) for Program Year 2023
CITRUS HEIGHTS

Date: 26-Mar-2024
Time: 17:48
Page: 39

| | | | | | | |
|-----------------------|---|---------------------|-------------------------------------|----------------------------|-----|--|
| PGM Year: | 2022 | | | | | |
| Project: | 0003 - 2022 Residential Resurfacing Project | | | | | |
| IDIS Activity: | 262 - Street Resurfacing: Begonia Court | | | | | |
| Status: | Completed 2/24/2023 12:00:00 AM | Objective: | Create suitable living environments | | | |
| Location: | 8320 Begonia Ct Citrus Heights, CA 95621-1307 | Outcome: | Availability/accessibility | | | |
| | | Matrix Code: | Street Improvements (03K) | National Objective: | LMA | |

Activity to prevent, prepare for, and respond to Coronavirus: No

Initial Funding Date: 12/07/2022

Description:

Street Resurfacing Project - ADA Project qualifying on LMA national objective - includes 2 curb ramps.

Financing

| | Fund Type | Grant Year | Grant | Funded Amount | Drawn In Program Year | Drawn Thru Program Year |
|--------------|--------------|------------|-------------|--------------------|-----------------------|-------------------------|
| CDBG | EN | 2022 | B22MC060056 | \$29,472.04 | \$0.00 | \$29,472.04 |
| Total | Total | | | \$29,472.04 | \$0.00 | \$29,472.04 |

Proposed Accomplishments

People (General) : 1,600

Total Population in Service Area: 2,705

Census Tract Percent Low / Mod: 59.15

Annual Accomplishments

| Years | Accomplishment Narrative | # Benefitting |
|-------|---|---------------|
| 2022 | Street Resurfacing Project - ADA Project qualifying on LMA national objective - Completed 2 curb ramps. | |



U.S. Department of Housing and Urban Development
Office of Community Planning and Development
Integrated Disbursement and Information System
CDBG Activity Summary Report (GPR) for Program Year 2023
CITRUS HEIGHTS

Date: 26-Mar-2024
Time: 17:48
Page: 40

| | | | | | | |
|----------------|---|--|--|--------------|-----------------------------------|-------------------------|
| PGM Year: | 2022 | | | | | |
| Project: | 0003 - 2022 Residential Resurfacing Project | | | | | |
| IDIS Activity: | 263 - Street Resurfacing: Ridgeview Court | | | | | |
| Status: | Completed 2/24/2023 12:00:00 AM | | | Objective: | Provide decent affordable housing | |
| Location: | 6324 Parkview Way Citrus Heights, CA 95621-6141 | | | Outcome: | Affordability | |
| | | | | Matrix Code: | Street Improvements (03K) | National Objective: LMA |

Activity to prevent, prepare for, and respond to Coronavirus: No

Initial Funding Date: 12/07/2022

Description:

Street Resurfacing Project - ADA Project qualifying on LMC national objective - includes 2 curb ramps.

Financing

| | Fund Type | Grant Year | Grant | Funded Amount | Drawn In Program Year | Drawn Thru Program Year |
|-------|-----------|------------|-------------|---------------|-----------------------|-------------------------|
| CDBG | EN | 2022 | B22MC060056 | \$12,830.58 | \$0.00 | \$12,830.58 |
| Total | Total | | | \$12,830.58 | \$0.00 | \$12,830.58 |

Proposed Accomplishments

People (General) : 1,070

Total Population in Service Area: 1,930

Census Tract Percent Low / Mod: 55.44

Annual Accomplishments

| Years | Accomplishment Narrative | # Benefitting |
|-------|---|---------------|
| 2022 | Street Resurfacing Project - ADA Project qualifying on LMC national objective - Completed 2 curb ramps. | |



U.S. Department of Housing and Urban Development
Office of Community Planning and Development
Integrated Disbursement and Information System
CDBG Activity Summary Report (GPR) for Program Year 2023
CITRUS HEIGHTS

Date: 26-Mar-2024
Time: 17:48
Page: 41

| | | | |
|----------------|---|---------------------|-------------------------------------|
| PGM Year: | 2022 | | |
| Project: | 0003 - 2022 Residential Resurfacing Project | | |
| IDIS Activity: | 264 - Street Resurfacing: Verbena Court | | |
| Status: | Completed 2/24/2023 12:00:00 AM | Objective: | Create suitable living environments |
| Location: | 6849 Verbena Ct Citrus Heights, CA 95621-1941 | Outcome: | Availability/accessibility |
| | | Matrix Code: | Street Improvements (03K) |
| | | National Objective: | LMC |

Activity to prevent, prepare for, and respond to Coronavirus: No

Initial Funding Date: 12/07/2022

Description:

Street Resurfacing Project - ADA Project qualifying on LMC national objective - includes 2 curb ramps.

Financing

| | Fund Type | Grant Year | Grant | Funded Amount | Drawn In Program Year | Drawn Thru Program Year |
|--------------|--------------|------------|-------------|--------------------|-----------------------|-------------------------|
| CDBG | EN | 2022 | B22MC060056 | \$28,152.99 | \$0.00 | \$28,152.99 |
| Total | Total | | | \$28,152.99 | \$0.00 | \$28,152.99 |

Proposed Accomplishments

People (General) : 1,007

Actual Accomplishments

Number assisted:

| | Owner | | Renter | | Total | | Person | |
|--|----------|----------|----------|----------|----------|----------|--------------|-----------|
| | Total | Hispanic | Total | Hispanic | Total | Hispanic | Total | Hispanic |
| White: | 0 | 0 | 0 | 0 | 0 | 0 | 895 | 94 |
| Black/African American: | 0 | 0 | 0 | 0 | 0 | 0 | 18 | 0 |
| Asian: | 0 | 0 | 0 | 0 | 0 | 0 | 53 | 0 |
| American Indian/Alaskan Native: | 0 | 0 | 0 | 0 | 0 | 0 | 0 | 0 |
| Native Hawaiian/Other Pacific Islander: | 0 | 0 | 0 | 0 | 0 | 0 | 0 | 0 |
| American Indian/Alaskan Native & White: | 0 | 0 | 0 | 0 | 0 | 0 | 0 | 0 |
| Asian White: | 0 | 0 | 0 | 0 | 0 | 0 | 0 | 0 |
| Black/African American & White: | 0 | 0 | 0 | 0 | 0 | 0 | 0 | 0 |
| American Indian/Alaskan Native & Black/African American: | 0 | 0 | 0 | 0 | 0 | 0 | 9 | 0 |
| Other multi-racial: | 0 | 0 | 0 | 0 | 0 | 0 | 32 | 0 |
| Asian/Pacific Islander: | 0 | 0 | 0 | 0 | 0 | 0 | 0 | 0 |
| Hispanic: | 0 | 0 | 0 | 0 | 0 | 0 | 0 | 0 |
| Total: | 0 | 0 | 0 | 0 | 0 | 0 | 1,007 | 94 |

PR03 - CITRUS HEIGHTS

Page: 41 of 59



U.S. Department of Housing and Urban Development
Office of Community Planning and Development
Integrated Disbursement and Information System
CDBG Activity Summary Report (GPR) for Program Year 2023
CITRUS HEIGHTS

Date: 26-Mar-2024
Time: 17:48
Page: 42

Female-headed Households: 0 0 0

| Income Category: | Owner | Renter | Total | Person |
|------------------|-------|--------|-------|--------|
| Extremely Low | 0 | 0 | 0 | 0 |
| Low Mod | 0 | 0 | 0 | 1,007 |
| Moderate | 0 | 0 | 0 | 0 |
| Non Low Moderate | 0 | 0 | 0 | 0 |
| Total | 0 | 0 | 0 | 1,007 |
| Percent Low/Mod | | | | 100.0% |

Annual Accomplishments

| Years | Accomplishment Narrative | # Benefitting |
|-------|---|---------------|
| 2022 | Street Resurfacing Project - ADA Project qualifying on LMC national objective - Completed 2 curb ramps. | |



U.S. Department of Housing and Urban Development
Office of Community Planning and Development
Integrated Disbursement and Information System
CDBG Activity Summary Report (GPR) for Program Year 2023
CITRUS HEIGHTS

Date: 26-Mar-2024
Time: 17:48
Page: 43

| | | | |
|----------------|---|---------------------|-------------------------------------|
| PGM Year: | 2022 | | |
| Project: | 0003 - 2022 Residential Resurfacing Project | | |
| IDIS Activity: | 265 - Street Resurfacing: Mel Court | | |
| Status: | Completed 2/24/2023 12:00:00 AM | Objective: | Create suitable living environments |
| Location: | 6551 Rinconada Dr Citrus Heights, CA 95610-4525 | Outcome: | Availability/accessibility |
| | | Matrix Code: | Street Improvements (03K) |
| | | National Objective: | LMC |

Activity to prevent, prepare for, and respond to Coronavirus: No

Initial Funding Date: 12/07/2022

Description:

Street Resurfacing Project - ADA Project qualifying on LMC national objective - includes 2 curb ramps.

Financing

| | Fund Type | Grant Year | Grant | Funded Amount | Drawn In Program Year | Drawn Thru Program Year |
|--------------|--------------|------------|-------------|--------------------|-----------------------|-------------------------|
| CDBG | EN | 2022 | B22MC060056 | \$26,774.20 | \$0.00 | \$26,774.20 |
| Total | Total | | | \$26,774.20 | \$0.00 | \$26,774.20 |

Proposed Accomplishments

People (General) : 1,355

Actual Accomplishments

Number assisted:

| | Owner | | Renter | | Total | | Person | |
|--|----------|----------|----------|----------|----------|----------|--------------|------------|
| | Total | Hispanic | Total | Hispanic | Total | Hispanic | Total | Hispanic |
| White: | 0 | 0 | 0 | 0 | 0 | 0 | 1,088 | 105 |
| Black/African American: | 0 | 0 | 0 | 0 | 0 | 0 | 102 | 0 |
| Asian: | 0 | 0 | 0 | 0 | 0 | 0 | 26 | 0 |
| American Indian/Alaskan Native: | 0 | 0 | 0 | 0 | 0 | 0 | 0 | 0 |
| Native Hawaiian/Other Pacific Islander: | 0 | 0 | 0 | 0 | 0 | 0 | 0 | 0 |
| American Indian/Alaskan Native & White: | 0 | 0 | 0 | 0 | 0 | 0 | 0 | 0 |
| Asian White: | 0 | 0 | 0 | 0 | 0 | 0 | 0 | 0 |
| Black/African American & White: | 0 | 0 | 0 | 0 | 0 | 0 | 0 | 0 |
| American Indian/Alaskan Native & Black/African American: | 0 | 0 | 0 | 0 | 0 | 0 | 31 | 0 |
| Other multi-racial: | 0 | 0 | 0 | 0 | 0 | 0 | 108 | 0 |
| Asian/Pacific Islander: | 0 | 0 | 0 | 0 | 0 | 0 | 0 | 0 |
| Hispanic: | 0 | 0 | 0 | 0 | 0 | 0 | 0 | 0 |
| Total: | 0 | 0 | 0 | 0 | 0 | 0 | 1,355 | 105 |

PR03 - CITRUS HEIGHTS

Page: 43 of 59



U.S. Department of Housing and Urban Development
Office of Community Planning and Development
Integrated Disbursement and Information System
CDBG Activity Summary Report (GPR) for Program Year 2023
CITRUS HEIGHTS

Date: 26-Mar-2024
Time: 17:48
Page: 44

Female-headed Households: 0 0 0

| Income Category: | Owner | Renter | Total | Person |
|------------------|-------|--------|-------|--------|
| Extremely Low | 0 | 0 | 0 | 0 |
| Low Mod | 0 | 0 | 0 | 1,355 |
| Moderate | 0 | 0 | 0 | 0 |
| Non Low Moderate | 0 | 0 | 0 | 0 |
| Total | 0 | 0 | 0 | 1,355 |
| Percent Low/Mod | | | | 100.0% |

Annual Accomplishments

| Years | Accomplishment Narrative | # Benefitting |
|-------|---|---------------|
| 2022 | Street Resurfacing Project - ADA Project qualifying on LMC national objective - Completed 2 curb ramps. | |



U.S. Department of Housing and Urban Development
Office of Community Planning and Development
Integrated Disbursement and Information System
CDBG Activity Summary Report (GPR) for Program Year 2023
CITRUS HEIGHTS

Date: 26-Mar-2024
Time: 17:48
Page: 45

| | | | | | |
|----------------|--|--|--------------|-------------------------------------|-------------------------|
| PGM Year: | 2022 | | | | |
| Project: | 0003 - 2022 Residential Resurfacing Project | | | | |
| IDIS Activity: | 266 - Street Resurfacing: Shady Springs Way | | | | |
| Status: | Completed 2/24/2023 12:00:00 AM | | Objective: | Create suitable living environments | |
| Location: | 6441 Shady Springs Way Citrus Heights, CA 95621-3513 | | Outcome: | Availability/accessibility | |
| | | | Matrix Code: | Street Improvements (03K) | National Objective: LMC |

Activity to prevent, prepare for, and respond to Coronavirus: No

Initial Funding Date: 12/07/2022

Description:

Street Resurfacing Project - ADA Project qualifying on LMC national objective - includes 2 curb ramps.

Financing

| | Fund Type | Grant Year | Grant | Funded Amount | Drawn In Program Year | Drawn Thru Program Year |
|--------------|--------------|------------|-------------|--------------------|-----------------------|-------------------------|
| CDBG | EN | 2022 | B22MC060056 | \$59,532.97 | \$0.00 | \$59,532.97 |
| Total | Total | | | \$59,532.97 | \$0.00 | \$59,532.97 |

Proposed Accomplishments

People (General) : 632

Actual Accomplishments

Number assisted:

| | Owner | | Renter | | Total | | Person | |
|--|----------|----------|----------|----------|----------|----------|------------|-----------|
| | Total | Hispanic | Total | Hispanic | Total | Hispanic | Total | Hispanic |
| White: | 0 | 0 | 0 | 0 | 0 | 0 | 574 | 41 |
| Black/African American: | 0 | 0 | 0 | 0 | 0 | 0 | 6 | 0 |
| Asian: | 0 | 0 | 0 | 0 | 0 | 0 | 0 | 0 |
| American Indian/Alaskan Native: | 0 | 0 | 0 | 0 | 0 | 0 | 0 | 0 |
| Native Hawaiian/Other Pacific Islander: | 0 | 0 | 0 | 0 | 0 | 0 | 0 | 0 |
| American Indian/Alaskan Native & White: | 0 | 0 | 0 | 0 | 0 | 0 | 0 | 0 |
| Asian White: | 0 | 0 | 0 | 0 | 0 | 0 | 0 | 0 |
| Black/African American & White: | 0 | 0 | 0 | 0 | 0 | 0 | 0 | 0 |
| American Indian/Alaskan Native & Black/African American: | 0 | 0 | 0 | 0 | 0 | 0 | 0 | 0 |
| Other multi-racial: | 0 | 0 | 0 | 0 | 0 | 0 | 52 | 0 |
| Asian/Pacific Islander: | 0 | 0 | 0 | 0 | 0 | 0 | 0 | 0 |
| Hispanic: | 0 | 0 | 0 | 0 | 0 | 0 | 0 | 0 |
| Total: | 0 | 0 | 0 | 0 | 0 | 0 | 632 | 41 |

PR03 - CITRUS HEIGHTS

Page: 45 of 59



U.S. Department of Housing and Urban Development
Office of Community Planning and Development
Integrated Disbursement and Information System
CDBG Activity Summary Report (GPR) for Program Year 2023
CITRUS HEIGHTS

Date: 26-Mar-2024
Time: 17:48
Page: 46

Female-headed Households: 0 0 0

| Income Category: | Owner | Renter | Total | Person |
|------------------|-------|--------|-------|--------|
| Extremely Low | 0 | 0 | 0 | 0 |
| Low Mod | 0 | 0 | 0 | 632 |
| Moderate | 0 | 0 | 0 | 0 |
| Non Low Moderate | 0 | 0 | 0 | 0 |
| Total | 0 | 0 | 0 | 632 |
| Percent Low/Mod | | | | 100.0% |

Annual Accomplishments

| Years | Accomplishment Narrative | # Benefitting |
|-------|---|---------------|
| 2022 | Street Resurfacing Project - ADA Project qualifying on LMC national objective - Completed 2 curb ramps. | |



U.S. Department of Housing and Urban Development
Office of Community Planning and Development
Integrated Disbursement and Information System
CDBG Activity Summary Report (GPR) for Program Year 2023
CITRUS HEIGHTS

Date: 26-Mar-2024
Time: 17:48
Page: 47

PGM Year: 2023
Project: 0001 - 2023 Planning and Administration
IDIS Activity: 267 - 2023 Planning & Administration

Status: Open
Location: ,

Objective:
Outcome:
Matrix Code: General Program Administration (21A) **National Objective:**

Activity to prevent, prepare for, and respond to Coronavirus: No

Initial Funding Date: 08/03/2023

Description:

Effectively administer the federal CDBG program in accordance with HUD regulations.

Financing

| | Fund Type | Grant Year | Grant | Funded Amount | Drawn In Program Year | Drawn Thru Program Year |
|--------------|--------------|------------|-------------|---------------------|-----------------------|-------------------------|
| CDBG | EN | 2023 | B23MC060056 | \$120,091.20 | \$78,115.61 | \$78,115.61 |
| | PI | | | \$8,078.86 | \$8,078.86 | \$8,078.86 |
| Total | Total | | | \$128,170.06 | \$86,194.47 | \$86,194.47 |

Proposed Accomplishments

Actual Accomplishments

Number assisted:

| | Owner | | Renter | | Total | | Person | |
|--|--------------|----------|---------------|----------|--------------|----------|---------------|----------|
| | Total | Hispanic | Total | Hispanic | Total | Hispanic | Total | Hispanic |
| White: | | | | | 0 | 0 | | |
| Black/African American: | | | | | 0 | 0 | | |
| Asian: | | | | | 0 | 0 | | |
| American Indian/Alaskan Native: | | | | | 0 | 0 | | |
| Native Hawaiian/Other Pacific Islander: | | | | | 0 | 0 | | |
| American Indian/Alaskan Native & White: | | | | | 0 | 0 | | |
| Asian White: | | | | | 0 | 0 | | |
| Black/African American & White: | | | | | 0 | 0 | | |
| American Indian/Alaskan Native & Black/African American: | | | | | 0 | 0 | | |
| Other multi-racial: | | | | | 0 | 0 | | |
| Asian/Pacific Islander: | | | | | 0 | 0 | | |
| Hispanic: | | | | | 0 | 0 | | |
| Total: | 0 | 0 | 0 | 0 | 0 | 0 | 0 | 0 |

PR03 - CITRUS HEIGHTS

Page: 47 of 59



U.S. Department of Housing and Urban Development
Office of Community Planning and Development
Integrated Disbursement and Information System
CDBG Activity Summary Report (GPR) for Program Year 2023
CITRUS HEIGHTS

Date: 26-Mar-2024
Time: 17:48
Page: 48

Female-headed Households:

0

Income Category:

| | Owner | Renter | Total | Person |
|------------------|-------|--------|-------|--------|
| Extremely Low | | | 0 | |
| Low Mod | | | 0 | |
| Moderate | | | 0 | |
| Non Low Moderate | | | 0 | |
| Total | 0 | 0 | 0 | 0 |
| Percent Low/Mod | | | | |

Annual Accomplishments

No data returned for this view. This might be because the applied filter excludes all data.



U.S. Department of Housing and Urban Development
Office of Community Planning and Development
Integrated Disbursement and Information System
CDBG Activity Summary Report (GPR) for Program Year 2023
CITRUS HEIGHTS

Date: 26-Mar-2024
Time: 17:48
Page: 49

| | | | |
|----------------|--|---------------------|-------------------------------------|
| PGM Year: | 2023 | | |
| Project: | 0002 - 2023 Public Services | | |
| IDIS Activity: | 268 - Campus Life Connection | | |
| Status: | Completed 2/21/2024 12:00:00 AM | Objective: | Create suitable living environments |
| Location: | 7836 Sayonara Dr Citrus Heights, CA 95610-5103 | Outcome: | Availability/accessibility |
| | | Matrix Code: | Youth Services (05D) |
| | | National Objective: | LMC |

Activity to prevent, prepare for, and respond to Coronavirus: No

Initial Funding Date: 08/03/2023

Description:

Operate an after-school center that provides low-income youth with educational support and recreational activities. Activities include mentoring, tutoring, educational games, technology center, and daily nutritious meals to an estimated 105 youth. Funding for this activity is \$10,939.80.

Financing

| | Fund Type | Grant Year | Grant | Funded Amount | Drawn In Program Year | Drawn Thru Program Year |
|-------|-----------|------------|-------------|---------------|-----------------------|-------------------------|
| CDBG | EN | 2023 | B23MC060056 | \$10,939.80 | \$10,939.80 | \$10,939.80 |
| Total | Total | | | \$10,939.80 | \$10,939.80 | \$10,939.80 |

Proposed Accomplishments

People (General) : 105

Actual Accomplishments

Number assisted:

| | Owner | | Renter | | Total | | Person | |
|--|-------|----------|--------|----------|-------|----------|--------|----------|
| | Total | Hispanic | Total | Hispanic | Total | Hispanic | Total | Hispanic |
| White: | 0 | 0 | 0 | 0 | 0 | 0 | 19 | 10 |
| Black/African American: | 0 | 0 | 0 | 0 | 0 | 0 | 18 | 13 |
| Asian: | 0 | 0 | 0 | 0 | 0 | 0 | 1 | 0 |
| American Indian/Alaskan Native: | 0 | 0 | 0 | 0 | 0 | 0 | 33 | 32 |
| Native Hawaiian/Other Pacific Islander: | 0 | 0 | 0 | 0 | 0 | 0 | 0 | 0 |
| American Indian/Alaskan Native & White: | 0 | 0 | 0 | 0 | 0 | 0 | 16 | 16 |
| Asian White: | 0 | 0 | 0 | 0 | 0 | 0 | 1 | 0 |
| Black/African American & White: | 0 | 0 | 0 | 0 | 0 | 0 | 7 | 0 |
| American Indian/Alaskan Native & Black/African American: | 0 | 0 | 0 | 0 | 0 | 0 | 2 | 0 |
| Other multi-racial: | 0 | 0 | 0 | 0 | 0 | 0 | 19 | 1 |
| Asian/Pacific Islander: | 0 | 0 | 0 | 0 | 0 | 0 | 0 | 0 |
| Hispanic: | 0 | 0 | 0 | 0 | 0 | 0 | 0 | 0 |

PR03 - CITRUS HEIGHTS

Page: 49 of 59



U.S. Department of Housing and Urban Development
Office of Community Planning and Development
Integrated Disbursement and Information System
CDBG Activity Summary Report (GPR) for Program Year 2023
CITRUS HEIGHTS

Date: 26-Mar-2024
Time: 17:48
Page: 50

| | | | | | | | | |
|---------------|----------|----------|----------|----------|----------|----------|------------|-----------|
| Total: | 0 | 0 | 0 | 0 | 0 | 0 | 116 | 72 |
|---------------|----------|----------|----------|----------|----------|----------|------------|-----------|

| | | | | | | | | |
|---------------------------|---|--|---|--|---|--|--|--|
| Female-headed Households: | 0 | | 0 | | 0 | | | |
|---------------------------|---|--|---|--|---|--|--|--|

| | | | | |
|-------------------------|--------------|---------------|--------------|---------------|
| <i>Income Category:</i> | Owner | Renter | Total | Person |
| Extremely Low | 0 | 0 | 0 | 81 |
| Low Mod | 0 | 0 | 0 | 22 |
| Moderate | 0 | 0 | 0 | 11 |
| Non Low Moderate | 0 | 0 | 0 | 2 |
| Total | 0 | 0 | 0 | 116 |
| Percent Low/Mod | | | | 98.3% |

Annual Accomplishments

| Years | Accomplishment Narrative | # Benefitting |
|--------------|---|----------------------|
| 2023 | Campus Life Connection operated an after-school program that provided youth of low-income families with educational support and recreational activities. The activities provided to the youth included (not limited to) mentoring, tutoring, educational games, technology center, and daily nutritious meals. This program served 116 youth throughout the year. | |



U.S. Department of Housing and Urban Development
Office of Community Planning and Development
Integrated Disbursement and Information System
CDBG Activity Summary Report (GPR) for Program Year 2023
CITRUS HEIGHTS

Date: 26-Mar-2024
Time: 17:48
Page: 51

| | | | |
|-----------------------|---|----------------------------|-------------------------------------|
| PGM Year: | 2023 | | |
| Project: | 0002 - 2023 Public Services | | |
| IDIS Activity: | 269 - Meals on Wheels | | |
| Status: | Completed 2/21/2024 12:00:00 AM | Objective: | Create suitable living environments |
| Location: | 7375 Park City Dr Sacramento, CA 95831-3866 | Outcome: | Availability/accessibility |
| | | Matrix Code: | Senior Services (05A) |
| | | National Objective: | LMC |

Activity to prevent, prepare for, and respond to Coronavirus: No

Initial Funding Date: 08/03/2023

Description:

Meals on Wheels (Matrix Code 05A, LMC): Provide a balanced, nutritious meals Mon-Fri, 250 days per year to an estimated 285 seniors either drive thru distribution of meals at Rusch Par five days a week or by delivery to homebound seniors.
Funding for this activity is \$11,677.80.

Financing

| | Fund Type | Grant Year | Grant | Funded Amount | Drawn In Program Year | Drawn Thru Program Year |
|--------------|--------------|------------|-------------|--------------------|-----------------------|-------------------------|
| CDBG | EN | 2023 | B23MC060056 | \$11,677.80 | \$11,677.80 | \$11,677.80 |
| Total | Total | | | \$11,677.80 | \$11,677.80 | \$11,677.80 |

Proposed Accomplishments

People (General) : 285

Actual Accomplishments

Number assisted:

| | Owner | | Renter | | Total | | Person | |
|--|--------------|----------|---------------|----------|--------------|----------|---------------|----------|
| | Total | Hispanic | Total | Hispanic | Total | Hispanic | Total | Hispanic |
| White: | 0 | 0 | 0 | 0 | 0 | 0 | 134 | 2 |
| Black/African American: | 0 | 0 | 0 | 0 | 0 | 0 | 11 | 0 |
| Asian: | 0 | 0 | 0 | 0 | 0 | 0 | 5 | 0 |
| American Indian/Alaskan Native: | 0 | 0 | 0 | 0 | 0 | 0 | 4 | 0 |
| Native Hawaiian/Other Pacific Islander: | 0 | 0 | 0 | 0 | 0 | 0 | 0 | 0 |
| American Indian/Alaskan Native & White: | 0 | 0 | 0 | 0 | 0 | 0 | 0 | 0 |
| Asian White: | 0 | 0 | 0 | 0 | 0 | 0 | 1 | 0 |
| Black/African American & White: | 0 | 0 | 0 | 0 | 0 | 0 | 0 | 0 |
| American Indian/Alaskan Native & Black/African American: | 0 | 0 | 0 | 0 | 0 | 0 | 0 | 0 |
| Other multi-racial: | 0 | 0 | 0 | 0 | 0 | 0 | 54 | 3 |
| Asian/Pacific Islander: | 0 | 0 | 0 | 0 | 0 | 0 | 0 | 0 |
| Hispanic: | 0 | 0 | 0 | 0 | 0 | 0 | 0 | 0 |

PR03 - CITRUS HEIGHTS

Page: 51 of 59



U.S. Department of Housing and Urban Development
Office of Community Planning and Development
Integrated Disbursement and Information System
CDBG Activity Summary Report (GPR) for Program Year 2023
CITRUS HEIGHTS

Date: 26-Mar-2024
Time: 17:48
Page: 52

Total: 0 0 0 0 0 0 209 5

Female-headed Households: 0 0 0

| Income Category: | Owner | Renter | Total | Person |
|------------------|-------|--------|-------|--------|
| Extremely Low | 0 | 0 | 0 | 169 |
| Low Mod | 0 | 0 | 0 | 40 |
| Moderate | 0 | 0 | 0 | 0 |
| Non Low Moderate | 0 | 0 | 0 | 0 |
| Total | 0 | 0 | 0 | 209 |
| Percent Low/Mod | | | | 100.0% |

Annual Accomplishments

| Years | Accomplishment Narrative | # Benefitting |
|-------|--|---------------|
| 2023 | Meals on Wheels provided balanced, nutritious meals Mon-Fri, 250 days per year to 209 seniors either thru distribution of meals at a catÃ© site five days a week or by delivery to seniors who are not able to leave their home. | |



U.S. Department of Housing and Urban Development
Office of Community Planning and Development
Integrated Disbursement and Information System
CDBG Activity Summary Report (GPR) for Program Year 2023
CITRUS HEIGHTS

Date: 26-Mar-2024
Time: 17:48
Page: 53

| | | | |
|----------------|---|---------------------|-------------------------------------|
| PGM Year: | 2023 | | |
| Project: | 0002 - 2023 Public Services | | |
| IDIS Activity: | 270 - Sunrise Christian Food Ministry | | |
| Status: | Completed 2/21/2024 12:00:00 AM | Objective: | Create suitable living environments |
| Location: | 5901 San Juan Ave Citrus Heights, CA 95610-6508 | Outcome: | Availability/accessibility |
| | | Matrix Code: | Food Banks (05W) |
| | | National Objective: | LMC |

Activity to prevent, prepare for, and respond to Coronavirus: No

Initial Funding Date: 08/03/2023

Description:

Sunrise Christian Food Ministry, Emergency Food Bank (Matrix Code: 05W, LMC): To provide ongoing emergency food to approximately 5,000 low-income and homeless persons in Citrus Heights.
Funding for this activity is \$28,962.80.

Financing

| | Fund Type | Grant Year | Grant | Funded Amount | Drawn In Program Year | Drawn Thru Program Year |
|-------|-----------|------------|-------------|---------------|-----------------------|-------------------------|
| CDBG | EN | 2023 | B23MC060056 | \$28,926.80 | \$28,926.80 | \$28,926.80 |
| Total | Total | | | \$28,926.80 | \$28,926.80 | \$28,926.80 |

Proposed Accomplishments

People (General) : 5,000

Actual Accomplishments

Number assisted:

| | Owner | | Renter | | Total | | Person | |
|--|-------|----------|--------|----------|-------|----------|--------|----------|
| | Total | Hispanic | Total | Hispanic | Total | Hispanic | Total | Hispanic |
| White: | 0 | 0 | 0 | 0 | 0 | 0 | 5,077 | 0 |
| Black/African American: | 0 | 0 | 0 | 0 | 0 | 0 | 247 | 0 |
| Asian: | 0 | 0 | 0 | 0 | 0 | 0 | 185 | 0 |
| American Indian/Alaskan Native: | 0 | 0 | 0 | 0 | 0 | 0 | 26 | 0 |
| Native Hawaiian/Other Pacific Islander: | 0 | 0 | 0 | 0 | 0 | 0 | 222 | 0 |
| American Indian/Alaskan Native & White: | 0 | 0 | 0 | 0 | 0 | 0 | 12 | 0 |
| Asian White: | 0 | 0 | 0 | 0 | 0 | 0 | 10 | 0 |
| Black/African American & White: | 0 | 0 | 0 | 0 | 0 | 0 | 44 | 0 |
| American Indian/Alaskan Native & Black/African American: | 0 | 0 | 0 | 0 | 0 | 0 | 5 | 0 |
| Other multi-racial: | 0 | 0 | 0 | 0 | 0 | 0 | 1,090 | 754 |
| Asian/Pacific Islander: | 0 | 0 | 0 | 0 | 0 | 0 | 0 | 0 |
| Hispanic: | 0 | 0 | 0 | 0 | 0 | 0 | 0 | 0 |

PR03 - CITRUS HEIGHTS

Page: 53 of 59



U.S. Department of Housing and Urban Development
Office of Community Planning and Development
Integrated Disbursement and Information System
CDBG Activity Summary Report (GPR) for Program Year 2023
CITRUS HEIGHTS

Date: 26-Mar-2024
Time: 17:48
Page: 54

| | | | | | | | | |
|---------------|---|---|---|---|---|---|-------|-----|
| Total: | 0 | 0 | 0 | 0 | 0 | 0 | 6,918 | 754 |
|---------------|---|---|---|---|---|---|-------|-----|

| | | | | | | | | |
|---------------------------|---|--|---|--|---|--|--|--|
| Female-headed Households: | 0 | | 0 | | 0 | | | |
|---------------------------|---|--|---|--|---|--|--|--|

| | | | | |
|-------------------------|--------------|---------------|--------------|---------------|
| Income Category: | Owner | Renter | Total | Person |
| Extremely Low | 0 | 0 | 0 | 0 |
| Low Mod | 0 | 0 | 0 | 6,918 |
| Moderate | 0 | 0 | 0 | 0 |
| Non Low Moderate | 0 | 0 | 0 | 0 |
| Total | 0 | 0 | 0 | 6,918 |
| Percent Low/Mod | | | | 100.0% |

Annual Accomplishments

| Years | Accomplishment Narrative | # Benefitting |
|--------------|--|----------------------|
| 2023 | This activity provided operational support and purchased emergency food and household supplies for low-income residents. | |



U.S. Department of Housing and Urban Development
Office of Community Planning and Development
Integrated Disbursement and Information System
CDBG Activity Summary Report (GPR) for Program Year 2023
CITRUS HEIGHTS

Date: 26-Mar-2024
Time: 17:48
Page: 55

| | | | | | |
|----------------|---|--------------|-------------------------------------|---------------------|-----|
| PGM Year: | 2023 | | | | |
| Project: | 0002 - 2023 Public Services | | | | |
| IDIS Activity: | 272 - Renter's Helpline | | | | |
| Status: | Completed 2/21/2024 12:00:00 AM | Objective: | Create suitable living environments | | |
| Location: | 1010 Hurley Way Ste 500 Sacramento, CA 95825-3216 | Outcome: | Availability/accessibility | | |
| | | Matrix Code: | Tenant/Landlord Counseling (05K) | National Objective: | LMC |

Activity to prevent, prepare for, and respond to Coronavirus: No

Initial Funding Date: 08/03/2023

Description:

To provide a telephone and Internet-based "Renters Helpline" which provides counseling, dispute resolution, and fair housing services to approximately 445 households annually. Funding for this activity is \$22,524.

Financing

| | Fund Type | Grant Year | Grant | Funded Amount | Drawn In Program Year | Drawn Thru Program Year |
|--------------|--------------|------------|-------------|--------------------|-----------------------|-------------------------|
| CDBG | EN | 2023 | B23MC060056 | \$12,918.46 | \$12,918.46 | \$12,918.46 |
| Total | Total | | | \$12,918.46 | \$12,918.46 | \$12,918.46 |

Proposed Accomplishments

People (General) : 445

Actual Accomplishments

Number assisted:

| | Owner | | Renter | | Total | | Person | |
|--|-------|----------|--------|----------|-------|----------|--------|----------|
| | Total | Hispanic | Total | Hispanic | Total | Hispanic | Total | Hispanic |
| White: | 0 | 0 | 0 | 0 | 0 | 0 | 114 | 18 |
| Black/African American: | 0 | 0 | 0 | 0 | 0 | 0 | 17 | 0 |
| Asian: | 0 | 0 | 0 | 0 | 0 | 0 | 0 | 0 |
| American Indian/Alaskan Native: | 0 | 0 | 0 | 0 | 0 | 0 | 1 | 0 |
| Native Hawaiian/Other Pacific Islander: | 0 | 0 | 0 | 0 | 0 | 0 | 0 | 0 |
| American Indian/Alaskan Native & White: | 0 | 0 | 0 | 0 | 0 | 0 | 1 | 0 |
| Asian White: | 0 | 0 | 0 | 0 | 0 | 0 | 0 | 0 |
| Black/African American & White: | 0 | 0 | 0 | 0 | 0 | 0 | 0 | 0 |
| American Indian/Alaskan Native & Black/African American: | 0 | 0 | 0 | 0 | 0 | 0 | 0 | 0 |
| Other multi-racial: | 0 | 0 | 0 | 0 | 0 | 0 | 27 | 4 |
| Asian/Pacific Islander: | 0 | 0 | 0 | 0 | 0 | 0 | 0 | 0 |
| Hispanic: | 0 | 0 | 0 | 0 | 0 | 0 | 0 | 0 |

PR03 - CITRUS HEIGHTS

Page: 55 of 59



U.S. Department of Housing and Urban Development
Office of Community Planning and Development
Integrated Disbursement and Information System
CDBG Activity Summary Report (GPR) for Program Year 2023
CITRUS HEIGHTS

Date: 26-Mar-2024
Time: 17:48
Page: 56

| | | | | | | | | |
|---------------|---|---|---|---|---|---|-----|----|
| Total: | 0 | 0 | 0 | 0 | 0 | 0 | 160 | 22 |
|---------------|---|---|---|---|---|---|-----|----|

| | | | | | | | | |
|---------------------------|---|--|---|--|---|--|--|--|
| Female-headed Households: | 0 | | 0 | | 0 | | | |
|---------------------------|---|--|---|--|---|--|--|--|

| | | | | |
|-------------------------|--------------|---------------|--------------|---------------|
| <i>Income Category:</i> | Owner | Renter | Total | Person |
| Extremely Low | 0 | 0 | 0 | 84 |
| Low Mod | 0 | 0 | 0 | 53 |
| Moderate | 0 | 0 | 0 | 21 |
| Non Low Moderate | 0 | 0 | 0 | 2 |
| Total | 0 | 0 | 0 | 160 |
| Percent Low/Mod | | | | 98.8% |

Annual Accomplishments

| Years | Accomplishment Narrative | # Benefiting |
|--------------|---|---------------------|
| 2023 | Sacramento Self Help Housing (SSH) provided a telephone and Internet-based Renters Helpline which provided counseling, dispute resolution, and fair housing services 99 households. This activity served 98 percent low income households. In addition, this activity did not meet the proposed goal to serve 445 households, instead this activity served 99 households - SSH dissolved in May 2023, SSH was no longer providing services after dissolution. | |



U.S. Department of Housing and Urban Development
Office of Community Planning and Development
Integrated Disbursement and Information System
CDBG Activity Summary Report (GPR) for Program Year 2023
CITRUS HEIGHTS

Date: 26-Mar-2024
Time: 17:48
Page: 57

| | | | |
|-----------------------|--|----------------------------|--------------------------------------|
| PGM Year: | 2023 | | |
| Project: | 0005 - 2023 Critical Home Repair Grant Program | | |
| IDIS Activity: | 273 - 2023 Critical Home Repair Grant Program | | |
| Status: | Completed 2/21/2024 12:00:00 AM | Objective: | Create suitable living environments |
| Location: | 77198 Lauppe Ln Citrus Heights, CA 95621-2039 | Outcome: | Availability/accessibility |
| | | Matrix Code: | Rehab; Single-Unit Residential (14A) |
| | | National Objective: | LMH |

Activity to prevent, prepare for, and respond to Coronavirus: No

Initial Funding Date: 08/03/2023

Description:

2023 Critical Home Repair Grant Program: Matrix Code, 14A; National Objective, LMH: Housing repair and accessibility grants for low-income homeowners.
This activity will be funded with unexpended prior year funds \$270,960.54.

Financing

| | Fund Type | Grant Year | Grant | Funded Amount | Drawn In Program Year | Drawn Thru Program Year |
|--------------|--------------|------------|-------------|---------------------|-----------------------|-------------------------|
| CDBG | EN | 2020 | B20MC060056 | \$48,472.99 | \$48,472.99 | \$48,472.99 |
| | | 2021 | B21MC060056 | \$218,059.05 | \$218,059.05 | \$218,059.05 |
| Total | Total | | | \$266,532.04 | \$266,532.04 | \$266,532.04 |

Proposed Accomplishments

Housing Units : 10

Actual Accomplishments

Number assisted:

| | Owner | | Renter | | Total | | Person | |
|--|-------|----------|--------|----------|-------|----------|--------|----------|
| | Total | Hispanic | Total | Hispanic | Total | Hispanic | Total | Hispanic |
| White: | 11 | 0 | 0 | 0 | 11 | 0 | 0 | 0 |
| Black/African American: | 1 | 0 | 0 | 0 | 1 | 0 | 0 | 0 |
| Asian: | 0 | 0 | 0 | 0 | 0 | 0 | 0 | 0 |
| American Indian/Alaskan Native: | 0 | 0 | 0 | 0 | 0 | 0 | 0 | 0 |
| Native Hawaiian/Other Pacific Islander: | 0 | 0 | 0 | 0 | 0 | 0 | 0 | 0 |
| American Indian/Alaskan Native & White: | 1 | 0 | 0 | 0 | 1 | 0 | 0 | 0 |
| Asian White: | 0 | 0 | 0 | 0 | 0 | 0 | 0 | 0 |
| Black/African American & White: | 0 | 0 | 0 | 0 | 0 | 0 | 0 | 0 |
| American Indian/Alaskan Native & Black/African American: | 0 | 0 | 0 | 0 | 0 | 0 | 0 | 0 |
| Other multi-racial: | 0 | 0 | 0 | 0 | 0 | 0 | 0 | 0 |
| Asian/Pacific Islander: | 0 | 0 | 0 | 0 | 0 | 0 | 0 | 0 |

PR03 - CITRUS HEIGHTS

Page: 57 of 59



U.S. Department of Housing and Urban Development
Office of Community Planning and Development
Integrated Disbursement and Information System
CDBG Activity Summary Report (GPR) for Program Year 2023
CITRUS HEIGHTS

Date: 26-Mar-2024
Time: 17:48
Page: 58

| | | | | | | | | |
|---------------------------|--------------|---------------|--------------|---------------|-----------|----------|----------|----------|
| Hispanic: | 0 | 0 | 0 | 0 | 0 | 0 | 0 | 0 |
| Total: | 13 | 0 | 0 | 0 | 13 | 0 | 0 | 0 |
| Female-headed Households: | 0 | | 0 | | 0 | | | |
| <i>Income Category:</i> | | | | | | | | |
| | Owner | Renter | Total | Person | | | | |
| Extremely Low | 3 | 0 | 3 | 0 | | | | |
| Low Mod | 6 | 0 | 6 | 0 | | | | |
| Moderate | 4 | 0 | 4 | 0 | | | | |
| Non Low Moderate | 0 | 0 | 0 | 0 | | | | |
| Total | 13 | 0 | 13 | 0 | | | | |
| Percent Low/Mod | 100.0% | | 100.0% | | | | | |

Annual Accomplishments

| Years | Accomplishment Narrative | # Benefiting |
|-------|---|--------------|
| 2023 | In partnership with Rebuilding Together Sacramento the City completed 13 critical home repairs. | |



U.S. Department of Housing and Urban Development
Office of Community Planning and Development
Integrated Disbursement and Information System
CDBG Activity Summary Report (GPR) for Program Year 2023
CITRUS HEIGHTS

Date: 26-Mar-2024
Time: 17:48
Page: 59

| | |
|--------------------------------|----------------|
| Total Funded Amount: | \$2,745,527.90 |
| Total Drawn Thru Program Year: | \$2,674,786.33 |
| Total Drawn In Program Year: | \$561,193.01 |

Public Notice

ATTACHMENT C
PUBLIC NOTICE



CITY OF CITRUS HEIGHTS NOTICE OF PUBLIC HEARING

NOTICE is hereby given that on **March 14 at 6:00 PM**, or as soon thereafter as the matter may be heard, the **City Council** of the **City of Citrus Heights** will hold a Public Hearing to consider the following action item related to the Community Development Block Grant (CDBG) Program:

1. Adoption of the 2023 Consolidated Annual Performance Evaluation Report

The purpose of the public hearing is to hear public comments on the draft 2023 Consolidated Annual Performance Evaluation Report (CAPER) and provide an opportunity for public comment.

The CAPER is an annual evaluation of the City's progress and implementation of Community Development Block Grant (CDBG) programs and activities for the 2023 program year and long-term goals and priorities set for in the 2020-2024 Consolidated Plan. The release of this notice is one of the City's activities to fulfill citizen participation requirements. Federal regulations require jurisdiction to provide the public with reasonable access to the document.

If you wish to address the Council during the meeting, please fill out a Speaker Identification Sheet and give it to the City Clerk. The mayor has the discretion to lengthen or shorten the allotted times. Alternatively, you may submit your comment by 4:00 p.m. on the meeting day by completion of an online Speaker Card at <https://www.citrusheights.net/FormCenter/City-Council-Meetings-Speaker-Card-30>. Written public comments shall be limited to 250 words or less. Each comment will be read aloud by the City Clerk.

The draft 2023 CAPER will be available for public review beginning February 16 at the following locations:

- Citrus Heights, City Hall, 6360 Fountain Square Drive
- Sylvan Oaks Library, 6700 Auburn Boulevard, Citrus Heights
- Citrus Heights webpage, <https://www.citrusheights.net/380/Community-Development-Block-Grant>.

The public review and comment period will begin February 16 and will end at 8:00 AM March 17, 2024. In addition to speaking at the public hearing, comments can be submitted by mail to Nicole Piva, Housing & Human Services Program Coordinator, 6360 Fountain Square Drive, Citrus Heights, CA 95621 or by phone/email: 916-727-4752 or npiva@citrusheights.net. All comments will be incorporated into the 2023 CAPER.

In compliance with the Americans with Disabilities Act, if you need the document in alternate format or need special assistance to participate in this meeting, please contact the ADA Coordinator at 916-725-2448. Notification 48 hours prior to the meeting will enable the city to make reasonable arrangements to ensure accessibility to this meeting. TTY/TDD users with questions or comments can call the California Relay Service by dialing 7-1-1. Translators will also be provided for people with limited English-speaking proficiency when requests are made at least five working days prior to a hearing.

Posted: 02 / 16 / 2024

By: 

CITY OF CITRUS HEIGHTS
AFFIDAVIT OF POSTING

STATE OF CALIFORNIA)
COUNTY OF SACRAMENTO)

I, Amy Van, City Clerk, certify that on February 15, 2024 through March 15, 2024, I caused to be posted a true and correct copy of the **NOTICE OF PUBLIC HEARING for the Adoption of the 2023 Consolidated Annual Performance Evaluation Report (CAPER)**.

- Citrus Heights City Hall, 6360 Fountain Square Drive, Citrus Heights

Executed on February 16, 2024 at Citrus Heights, California.



Amy Van, City Clerk

CITY OF CITRUS HEIGHTS NOTICE OF PUBLIC HEARING

NOTICE is hereby given that on **March 14 at 6:00 PM**, or as soon thereafter as the matter may be heard, the City Council of the City of Citrus Heights will hold a Public Hearing to consider the following action item related to the Community Development Block Grant (CDBG) Program:

1. Adoption of the 2023 Consolidated Annual Performance Evaluation Report

The purpose of the public hearing is to hear public comments on the draft 2023 Consolidated Annual Performance Evaluation Report (CAPER) and provide an opportunity for public comment.

The CAPER is an annual evaluation of the City's progress and implementation of Community Development Block Grant (CDBG) programs and activities for the 2023 program year and long-term goals and priorities set forth in the 2023-2024 Consolidated Plan. The release of this notice is one of the City's activities to fulfill citizen participation requirements. Federal regulations require jurisdiction to provide the public with reasonable access to the document.

If you wish to address the Council during the meeting, please fill out a Speaker Identification Sheet and give it to the City Clerk. The mayor has the discretion to lengthen or shorten the allotted times. Alternatively, you may submit your comment by 4:00 p.m. on the meeting day by completion of an online Speaker Card at <https://www.citrusheights.net/FormCenter/City-Council-Meetings-Speaker-Card-80>. Written public comments shall be limited to 250 words or less. Each comment will be read aloud by the City Clerk.

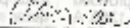
The draft 2023 CAPER will be available for public review beginning February 16 at the following locations:

- Citrus Heights, City Hall, 6380 Fountain Square Drive
- Sylvan Oaks Library, 5700 Auburn Boulevard, Citrus Heights
- Citrus Heights webpage, <https://www.citrusheights.net/380/Community-Development-Block-Grant>.

The public review and comment period will begin February 16 and will end at 6:00 AM March 17, 2024. In addition to speaking at the public hearing, comments can be submitted by mail to Nicole Pyle, Housing & Human Services Program Coordinator, 6380 Fountain Square Drive, Citrus Heights, CA 95621 or by phone/email: 916-727-4752 or nplys@citrusheights.net. All comments will be incorporated into the 2023 CAPER.

In compliance with the Americans with Disabilities Act, if you need the document in alternate format or need special assistance to participate in this meeting, please contact the ADA Coordinator at 916-725-2444. Notification 48 hours prior to the meeting will enable the city to make reasonable arrangements to ensure accessibility to this meeting. TTY/TDD users with questions or comments can call the California Relay Service by dialing 7-1-1. Translation will also be provided for people with limited English-speaking proficiency when requests are made at least five working days prior to a hearing.

Posted: 02-16-2024

By: 

Citrus Heights Messenger 2-16-2024

Resolution

ATTACHMENT D
RESOLUTION

RESOLUTION NO. 2024-020

A RESOLUTION OF THE CITY COUNCIL OF THE CITY OF CITRUS HEIGHTS, CALIFORNIA, APPROVING THE CONSOLIDATED ANNUAL PERFORMANCE EVALUATION REPORT FOR PROGRAM YEAR 2023 AND DIRECT STAFF TO SUBMIT, WITH MINOR MODIFICATIONS AS NECESSARY, THE CAPER REPORT TO THE U.S. DEPARTMENT OF HOUSING AND URBAN DEVELOPMENT (HUD)

WHEREAS, the City of Citrus Heights has applied for and received Community Development Block Grant (CDBG) funds as an entitlement jurisdiction from the Government of the United States under Title I of the Housing and Community Development Act of 1974;

WHEREAS, the U.S. Department of Housing and Urban Development (HUD) is the federal agency designated to regulate and oversee the administration of the CDBG program;

WHEREAS, HUD requires entitlement jurisdictions to complete an annual evaluation of their grant programs through a report known as the Consolidated Annual Performance and Evaluation Report (CAPER);

WHEREAS, a public notice was published on February 16, 2024, in the *Citrus Heights Messenger*, 14 days in advance of a 15-day period to review and provide comments on the draft CAPER prior to holding the required Public Hearing and ultimate approval by the City Council on March 14, 2024; and


WHEREAS, approval of the CAPER is not subject to the California Environmental Quality Act (CEQA), pursuant to Section 15060(c) (2), as its approval will not result in a direct or reasonably foreseeable indirect physical change in the environment.

NOW THEREFORE BE IT RESOLVED AND ORDERED that the City of Citrus Heights does hereby:

- (1) Approve the Consolidated Annual Evaluation Report (CAPER) for 2023,
- (2) Authorize the City Manager or their designee to submit the CAPER to the U.S. Department of Housing and Urban Development (HUD), and
- (3) Allow staff to make minor technical modifications and/or necessary corrections to the CAPER as required by HUD.

PASSED AND ADOPTED by the City Council of the City of Citrus Heights, California, this 14th day of March 2024.

AYES: Council Members: Lopez-Taff, Middleton, Schaefer, Karpinski-Costa, Daniels
NOES: Council Members: None
ABSTAIN: Council Members: None
ABSENT: Council Members: None



Daniels, Mayor

Printed on Recycled Paper

ATTEST:



Amy Van, City Clerk

Exhibit

A. Consolidated Annual Performance Evaluation Report for Program Year 2023