

Overview

This data is for the years 2013–2017 from the Statewide Integrated Traffic Records System (SWITRS), a tool maintained by California Highway Patrol.

Intersections with the highest number of collisions:

1. Sunrise Blvd
2. Fair Oaks Blvd
3. Sylvan Rd/Auburn Blvd
4. Mariposa Ave
5. Tiara Way

Intersections with the most collisions that resulted in an injury or fatality:

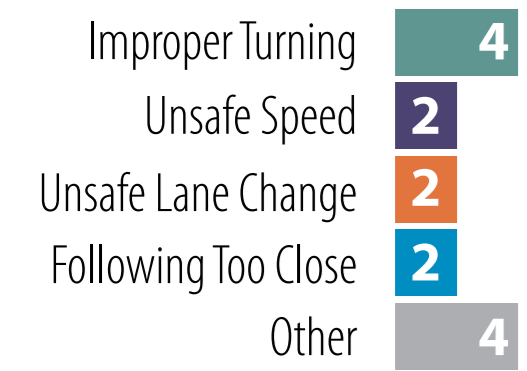
1. Sunrise Blvd
2. Fair Oaks Blvd
3. Mariposa Ave
4. Sylvan Rd/Auburn Blvd
5. Tiara Way

Highest collision rate per 100 million cars:

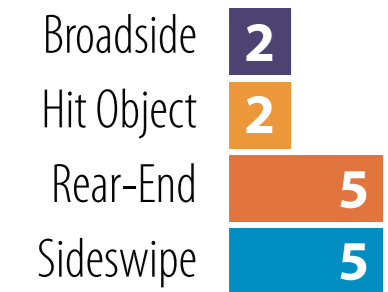
1. Sunrise Blvd
2. Sylvan Rd/Auburn Blvd
3. Mariposa Ave
4. Fair Oaks Blvd
5. Tiara Way

Sylvan Rd/Auburn Blvd:
 # of Collisions: 14
 # of Injury Collisions: 8
 # of Fatal Collisions: 0

Primary Contributing Factor



Type of Collision




Mariposa Ave:
 # of Collisions: 13
 # of Injury Collisions: 9
 # of Fatal Collisions: 0

Primary Contributing Factor



Type of Collision



Tiara Way:
 # of Collisions: 10
 # of Injury Collisions: 7
 # of Fatal Collisions: 0

Primary Contributing Factor

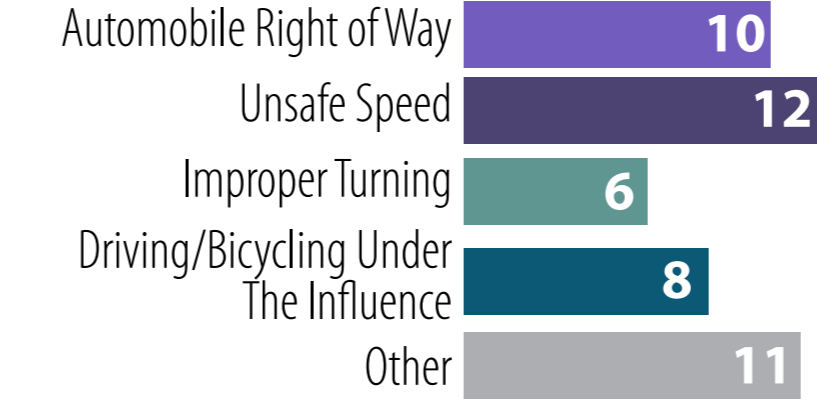


Type of Collision

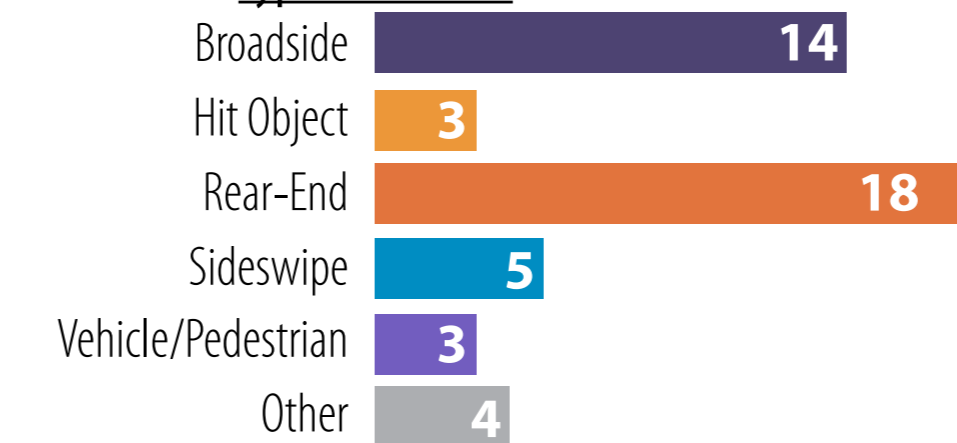


Sunrise Blvd:
 # of Collisions: 47
 # of Injury Collisions: 25
 # of Fatal Collisions: 3

Primary Contributing Factor

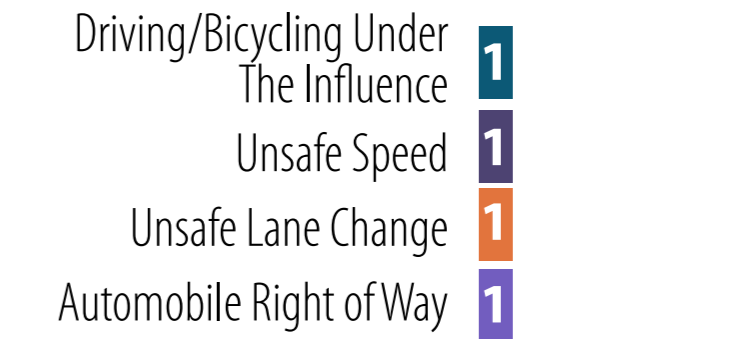


Type of Collision

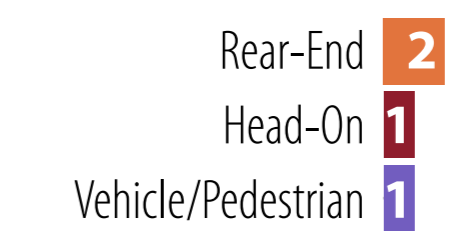


Glen Tree Dr:
 # of Collisions: 4
 # of Injury Collisions: 4
 # of Fatal Collisions: 0

Primary Contributing Factor

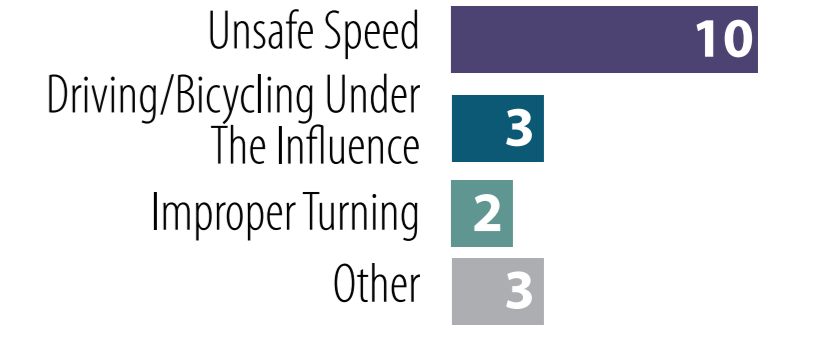


Type of Collision



Fair Oaks Blvd:
 # of Collisions: 18
 # of Injury Collisions: 10
 # of Fatal Collisions: 0

Primary Contributing Factor



Type of Collision

